

# NEDS

NATIONAL EVALUATION DATA SERVICES

## NEDS SECONDARY ANALYSIS BRIEFING TOOLKIT

### VOLUME 14

- Module 48:** Substance Use Among White Youth and Adults in Three National Surveys (YRBS, MTF, NHSDA)
- Module 49:** Substance Use Among Black Youth and Adults in Three National Surveys (YRBS, MTF, NHSDA)
- Module 50:** Substance Use Among Hispanic Youth and Adults in Three National Surveys (YRBS, MTF, NHSDA)

June 2002



**CSAT**  
Center for Substance  
Abuse Treatment  
SAMHSA

**CALIBER**  
ASSOCIATES

# NEDS

NATIONAL EVALUATION DATA SERVICES

## **NEDS SECONDARY ANALYSIS BRIEFING TOOLKIT**

### **VOLUME 14**

**Module 48: Substance Use Among White Youth and Adults in Three National Surveys (YRBS, MTF, NHSDA)**

**Module 49: Substance Use Among Black Youth and Adults in Three National Surveys (YRBS, MTF, NHSDA)**

**Module 50: Substance Use Among Hispanic Youth and Adults in Three National Surveys (YRBS, MTF, NHSDA)**

**June 2002**

This document was supported by the Center for Substance Abuse Treatment, Department of Health and Human Services, Caliber/NEDS Contract No. 270-00-7078.

**CSAT**  
Center for Substance  
Abuse Treatment  
SAMHSA

## FOREWORD

The Center for Substance Abuse Treatment (CSAT) Office of Evaluation, Scientific Analysis and Synthesis (OESAS) established the original National Evaluation Data Services (NEDS) contract (Contract No. 270-00-7078) in 1997 to support the CSAT mission by increasing knowledge of the effectiveness of substance abuse treatment and promoting access to treatment evaluation and research data and findings.

In 2000, through a new contract (Contract No. 270-00-7078), OESAS both continued and expanded the scope of NEDS in three major areas: treatment data infrastructure, secondary analysis of treatment data including Government Performance and Results Act (GPRA) support, and Web-based treatment data tools for states. NEDS is designed to give the Center the capability to strategically target, acquire and access existing data from CSAT and other data sources, to generate new treatment information over time through analyses of the those data, and to make this new treatment information available to diverse audiences through multiple product lines and avenues.

The purpose of the NEDS Secondary Analysis Briefing Toolkit is to provide a ready-reference tool for CSAT managers and staff, policymakers, state substance abuse directors, providers, and substance abuse treatment advocates to use in gaining knowledge and presenting evidence-based analytic results related to substance abuse treatment effectiveness. This briefing toolkit presents a profile of substance use among white, black, and Hispanic youth and adults in three national surveys: (1) Youth Risk Behavior Survey (YRBS), (2) Monitoring the Future (MTF), and (3) National Household Survey on Drug Abuse (NHSDA). Youth were defined as respondents in the 12<sup>th</sup> grade (YRBS and MTF) or who were ages 17 to 18 years (NHSDA). This volume includes descriptions of the three surveys, substance use patterns over time as reported by each survey, and comparisons on past-month, past-year, and lifetime substance use for all age groups in the NHSDA 1998 survey. Of the three surveys, NHSDA is the only one that includes data for adults as well as youth.

Patrick J. Coleman  
Project Director  
National Evaluation Data Services

## **ACKNOWLEDGMENTS**

We wish to acknowledge our reliance upon the overall guidance and direction of Ron Smith, the Government Project Officer for the NEDS contract. Caliber Associates is the prime contractor for NEDS in partnership with DeltaMetrics, The Lewin Group, the National Association of State Alcohol and Drug Abuse Directors (NASADAD), the National Development and Research Institutes (NDRI), the National Opinion Research Center (NORC), Science Applications International Corporation (SAIC), and UCLA Integrated Substance Abuse Programs (ISAP). Many individuals at Caliber contributed significantly to the development of this volume, including Tia Coleman, Kathy Karageorge, Betty Elsea, Iris Mensing, and staff from the Project Services Department.

# **NEDS SECONDARY ANALYSIS BRIEFING TOOLKIT: INTRODUCTION AND OVERVIEW**

The Center for Substance Abuse Treatment (CSAT) Office of Evaluation, Scientific Analysis and Synthesis (OESAS) established the original National Evaluation Data Services (NEDS) contract (Contract No. 270-97-7016) in 1997 to support the CSAT mission by increasing knowledge of the effectiveness of substance abuse treatment and promoting access to treatment evaluation and research data and findings.

In 2000, through a new contract (Contract No. 270-00-7078), OESAS both continued and expanded the scope of NEDS in three major areas: treatment data infrastructure, secondary analysis of treatment data including Government Performance and Results Act (GPRA) support, and Web-based treatment data tools for states. NEDS is designed to give the Center the capability to strategically target, acquire and access existing data from CSAT and other data sources, to generate new treatment information over time through analyses of the those data, and to make this new treatment information available to diverse audiences through multiple product lines and avenues.

## **1. NEDS**

The NEDS project is focused upon providing CSAT with an analytic capability to use existing data to address policy- and practice-relevant topics as well as inform future activities. In addition to its emphasis on mining existing data resources, NEDS has developed several product lines designed to provide analytic findings to diverse target audiences such as substance abuse treatment policymakers, treatment providers, state substance abuse directors, consumer advocates, and researchers and evaluators in formats that are useful to them.

## **2. SECONDARY ANALYSIS BRIEFING TOOLKIT**

The Secondary Analysis Briefing Toolkit (hereafter, simply referred to as the *briefing toolkit*) is one of the NEDS product lines. The purpose of the briefing toolkit is to provide a ready-reference tool for CSAT managers and staff, state substance abuse directors, providers, substance abuse consumer advocates, and others who may need, for example, information on analytic results related to substance abuse treatment outcomes, costs related to substance abuse treatment, and the characteristics of clinicians who work in substance abuse treatment facilities.

The toolkits are developed from two sources, directly from data sets in the NEDS holdings or from technical reports of secondary analyses. NEDS data holdings that have been or will be used to produce briefing toolkit modules include the National Treatment Improvement Evaluation Study (NTIES) database and the Job Corps/DTEP evaluation database.

The briefing toolkit is designed to provide tailored materials on topics related to substance abuse treatment and its broad range of impacts. New modules on evolving NEDS analytic topics and products will be developed periodically, using additional data sets and technical reports as they become available.

### **3. THE BRIEFING TOOLKIT PROVIDES PRESENTATION FLEXIBILITY**

The NEDS briefing toolkit is a product line developed to provide visual aid materials on substance abuse treatment. The briefing toolkit is a ready-reference tool that treatment professionals can use to inform other professionals on topics related to treatment effectiveness. The briefing toolkit is designed in a modular format that gives the presenter maximum flexibility in developing internal or external briefings or other documents. Modules can be used on a "stand-alone" basis or by combining pages from different modules for a more tailored presentation.

For example, a presenter may want to show an audience of law enforcement professionals that treatment can reduce criminal behaviors across a wide range of substance abusing clients. In this case, the presenter could choose to present several criminal behavior outcomes (e.g., drunk driving and shoplifting) across several demographic categories of clients (males versus females, adolescents versus adults, Hispanic versus white, etc.). The organization of the briefing toolkit makes the development of such a presentation quite simple.

Each page within a module is designed to be self-explanatory and easily comprehensible. Familiar terminology is employed throughout the briefing toolkit modules—jargon and technical language have been explicitly avoided. In order to maintain maximum flexibility for presenters, individual slides within briefing toolkit modules generated directly from data sets are *not* numbered. Instead, an index of the contents of each module is provided at the beginning of the module.

Modules that are generated from technical reports include a numbering system. On the back of each slide is a citation consisting of the module number, the slide number, the page of the technical report where these data are located and the title of the report from which the information is extracted. Data sources for each slide are noted at the bottom of the slide.

### **4. BRIEFING TOOLKIT MODULE TOPICS**

The toolkit modules have been constructed around specific treatment populations and/or topical areas within the substance abuse treatment field. Modules provide summaries of treatment experiences and outcomes for clients and other topics (e.g., clinicians) participating in large-scale substance abuse treatment evaluations. Modules are often specific to one or more clinical settings, treatment effectiveness databases in the NEDS inventory or NEDS analyses. Examples of module topics include: treatment outcomes by demographics, substance(s) used, modality and the costs/benefits of treatment provided.

## **5. BRIEFING TOOLKIT DISTRIBUTION**

Modules from the briefing toolkits are available on the NEDS Web site for downloading (<http://neds.calib.com>). As new sets of modules are completed, they will be added on the NEDS Web site.

### **For More Information**

*Questions related to the briefing toolkit, the modules, or individual slides and their interpretation may be directed to the NEDS GPO, Ron Smith, or Patrick Coleman ([colemanp@calib.com](mailto:colemanp@calib.com)) at Caliber Associates (703) 385-3200.*

# NEDS Secondary Analysis Briefing Toolkit

## Module 48: Substance Use Among White Youth and Adults in Three National Surveys (YRBS, MTF, NHSDA)

The results in this Secondary Analysis Briefing Toolkit Module are taken from a NEDS Technical Report titled: *Patterns of Substance Use Among Minority Youth and Adults in the United States: An Overview and Synthesis of National Survey Findings*. This report, produced by Caliber Associates, can be found in its entirety on the NEDS Web site at <http://neds.calib.com>.

# CONTENTS

## NEDS SECONDARY ANALYSIS BRIEFING TOOLKIT

### MODULE 48: SUBSTANCE USE AMONG WHITE YOUTH AND ADULTS IN THREE NATIONAL SURVEYS (YRBS, MTF, NHSDA)

#### **Purpose, Design, and Sampling of the YRBS, MTF, and NHSDA Surveys**

#### **Trends in Substance Use Among White Youth in the YRBS, MTF, and NHSDA (1991-1997)**

- # Past 30-Day Alcohol Use by Survey
- # Past 30-Day Binge Drinking by Survey
- # Past 30-Day Marijuana Use by Survey

#### **Substance Use Among White Youth and Adults (NHSDA, 1998)**

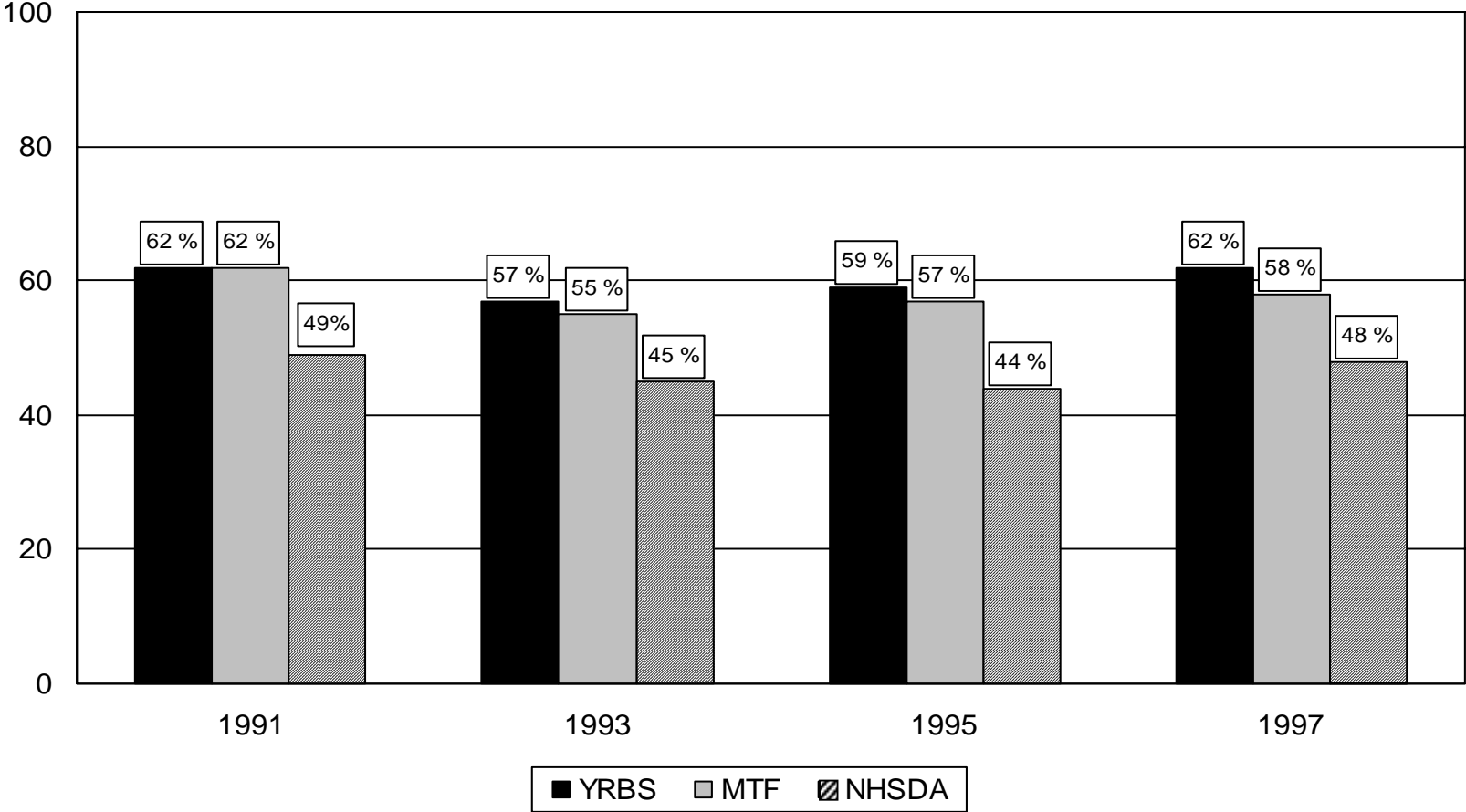
- # Age of Respondents (NHSDA, 1998)
- # Past-Month Alcohol Use by Age (NHSDA, 1998)
- # Past-Year Alcohol Use by Age (NHSDA, 1998)
- # Lifetime Alcohol Use by Age (NHSDA, 1998)
- # Past-Month Cigarette Use by Age (NHSDA, 1998)
- # Past-Year Cigarette Use by Age (NHSDA, 1998)
- # Lifetime Cigarette Use by Age (NHSDA, 1998)
- # Past-Month Marijuana Use by Age (NHSDA, 1998)
- # Past-Year Marijuana Use by Age (NHSDA, 1998)
- # Lifetime Marijuana Use by Age (NHSDA, 1998)
- # Past-Month Cocaine Use by Age (NHSDA, 1998)
- # Past-Year Cocaine Use by Age (NHSDA, 1998)
- # Lifetime Cocaine Use by Age (NHSDA, 1998)

**Purpose, Design and Sampling of the YRBS, MTF, and NHSDA Surveys**

	<b>Youth Risk Behavior Survey (YRBS)</b>	<b>Monitoring the Future (MTF)</b>	<b>National Household Survey on Drug Abuse (NHSDA)</b>
<b>Purpose</b>	To monitor the prevalence of youth behaviors that most influence health.	To study the changes in adolescent beliefs, attitudes, and behaviors toward government, gender roles, environment, and substance use and abuse.	To measure the prevalence and correlates of drug use in the United States and to monitor drug use trends over time.
<b>Frequency of Data Collection</b>	Biennially (spring)	Annually (spring)	Continuous (calendar year survey periods)
<b>Data Collection Method</b>	The YRBS questionnaire focuses on priority youth health-related risk behaviors that result in significant mortality, morbidity, disability, and social problems.	The MTF is a repeated series of surveys administered to the same groups over time. In addition to the annual cross-sectional surveys, a random subsample of each year's 12 <sup>th</sup> grade sample is followed up in a longitudinal panel study to track changes in their drug use over time.	The NHSDA is a national surveillance system for monitoring substance abuse in the United States. Prior to 1999, the NHSDA was conducted in the respondent's home. Since 1999, the NHSDA has been administered through a computer assisted interview.
<b>Sampling</b>	The YRBS samples students in grades 9 through 12 at the national, state, and local levels during school through the use of self-administered multiple choice questionnaires.	The MTF is a repeated series of surveys in which the same segments of the population (8 <sup>th</sup> , 10 <sup>th</sup> , and 12 <sup>th</sup> graders, college students, and young adults) are presented with the same set of questions over a period of years to see how answers change over time.	The NHSDA uses a national probability sample of households in the United States. The respondent universe for the NHSDA includes civilian, non-institutionalized individuals ages 12 and older.
<b>Sponsoring Agency</b>	National Center for Chronic Disease Prevention and Health Promotion, Centers for Disease Control and Prevention	National Institute on Drug Abuse, National Institutes of Health	Substance Abuse and Mental Health Services Administration

**Trends in Substance Use Among White Youth  
in the YRBS, MTF, and NHSDA (1991-1997)**

# Past 30-Day Alcohol Use by Survey (1991-1997)\*

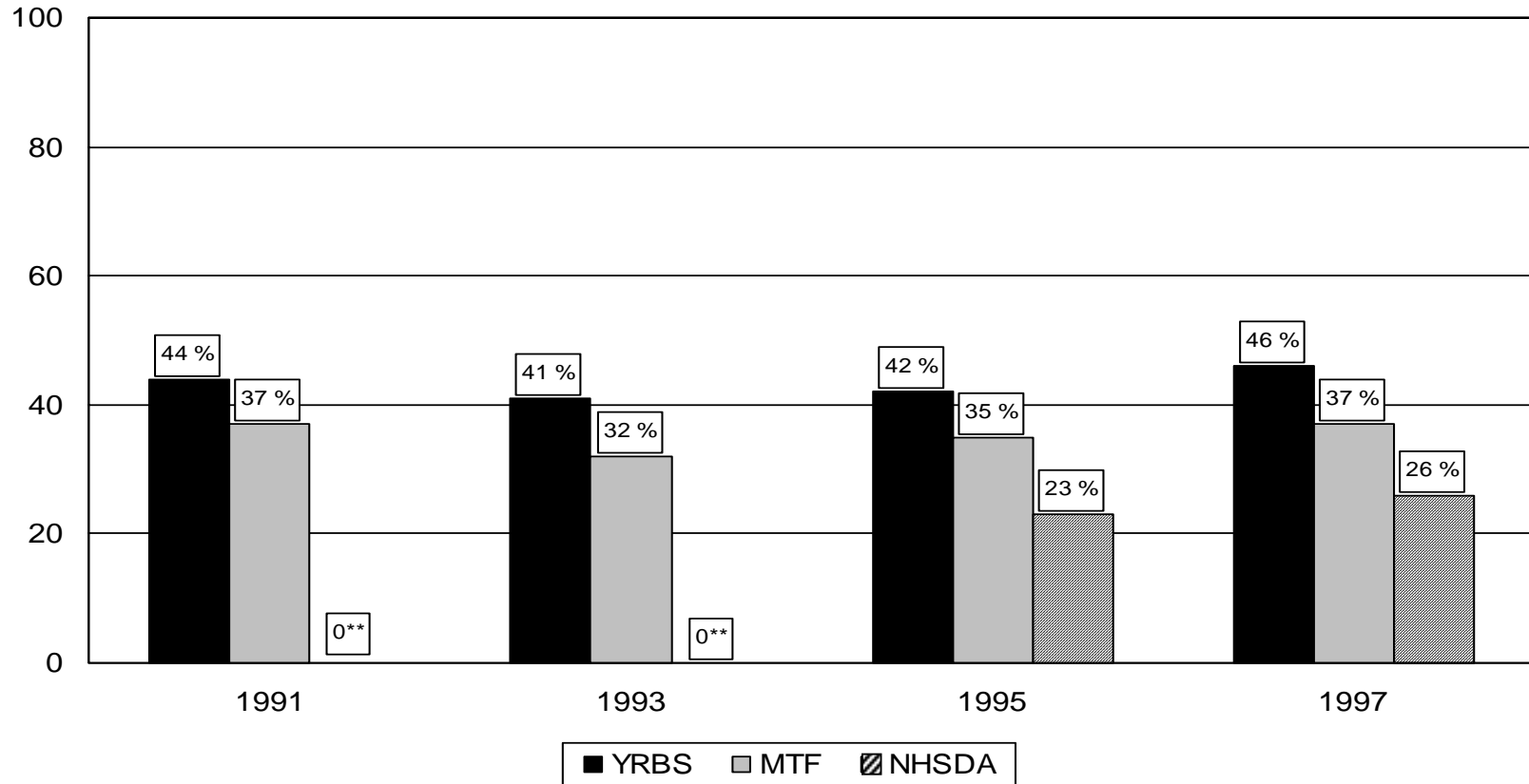


\*These percentages reflect data from sub-groups in each survey who were in the 12<sup>th</sup> grade (YRBS and MTF) or who were aged 17 to 18 years (NHSDA). These sub-groups were used to maximize the number of comparable data points across surveys and serve as a proxy for a true 12<sup>th</sup> grade sample.

**SOURCE: YRBS, MTF, NHSDA (White Respondents)**

Module 48, Slide 1, Page 24, *Patterns of Substance Use Among Minority Youth in the United States: An Overview and Synthesis of National Survey Findings.*

## Past 30-Day Binge Drinking by Survey (1991-1997)\*



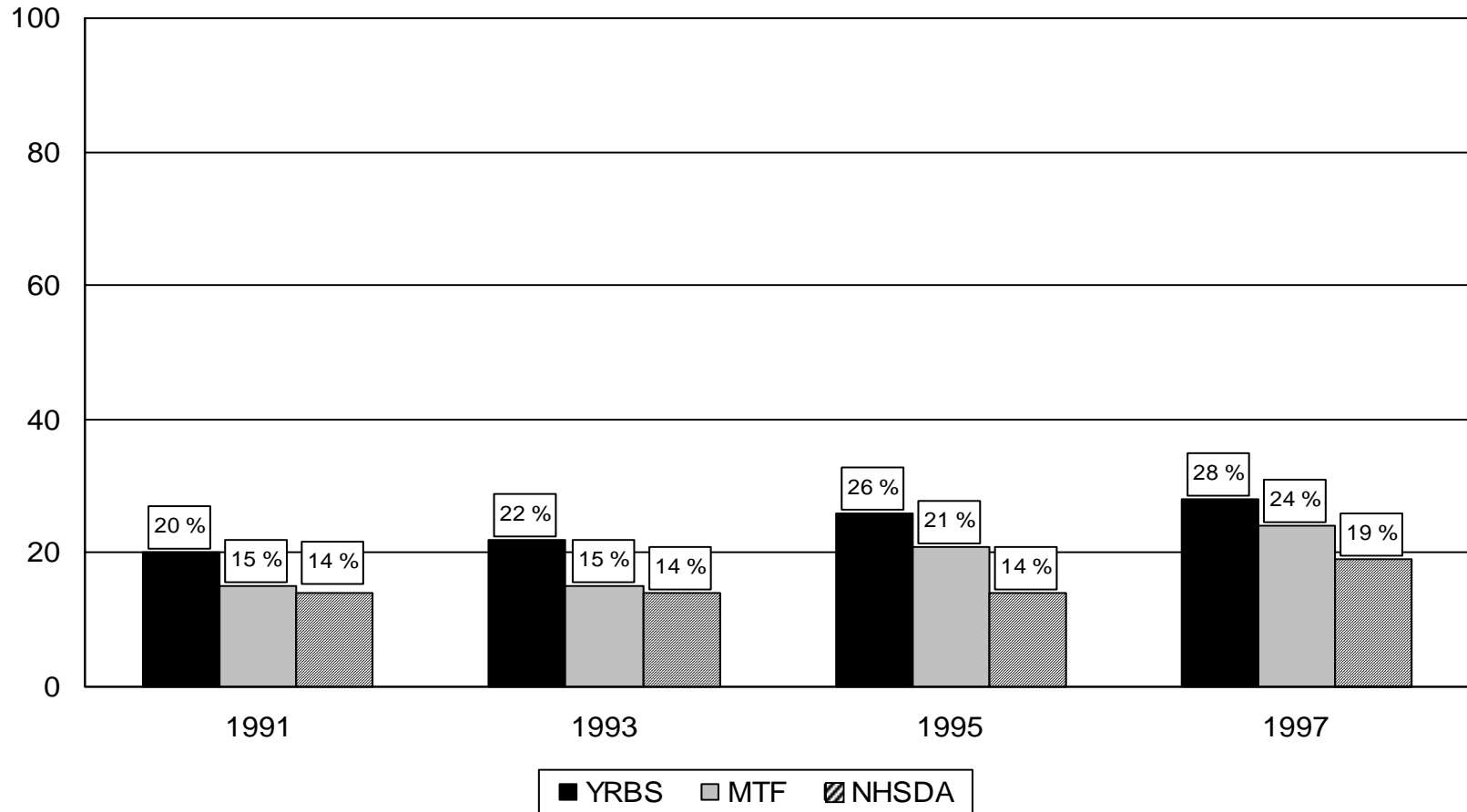
\*These percentages reflect data from sub-groups in each survey who were in the 12<sup>th</sup> grade (YRBS and MTF) or who were aged 17 to 18 years (NHSDA). These sub-groups were used to maximize the number of comparable data points across surveys and serve as a proxy for a true 12<sup>th</sup> grade sample. Binge drinking is defined as having 5 or more drinks in a row, within a couple of hours.

\*\*The NHSDA survey did not start including items about binge drinking until 1995. The YRBS and MTF surveys, however, had complete data for the 1991-1997 time period.

**SOURCE: YRBS, MTF, NHSDA (White Respondents)**

Module 48, Slide 2, Page 26, *Patterns of Substance Use Among Minority Youth in the United States: An Overview and Synthesis of National Survey Findings.*

## Past 30-Day Marijuana Use by Survey (1991-1997)\*



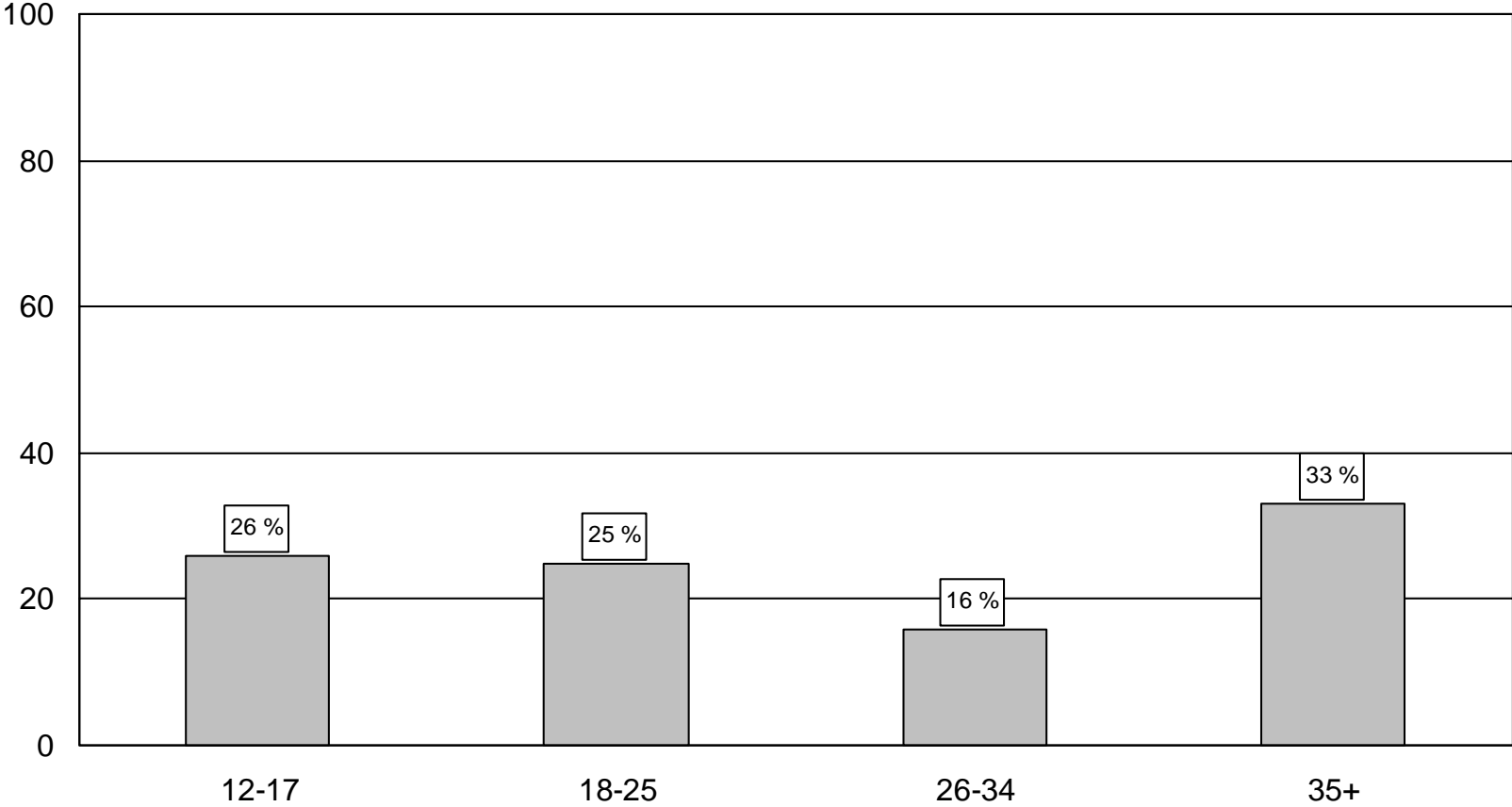
\*These percentages reflect data from sub-groups in each survey who were in the 12<sup>th</sup> grade (YRBS and MTF) or who were aged 17 to 18 years (NHSDA). These sub-groups were used to maximize the number of comparable data points across surveys and serve as a proxy for a true 12<sup>th</sup> grade sample.

**SOURCE: YRBS, MTF, NHSDA (White Respondents)**

Module 48, Slide 3, Page 28, *Patterns of Substance Use Among Minority Youth in the United States: An Overview and Synthesis of National Survey Findings.*

## **Substance Use Among White Youth and Adults (NHSDA, 1998)**

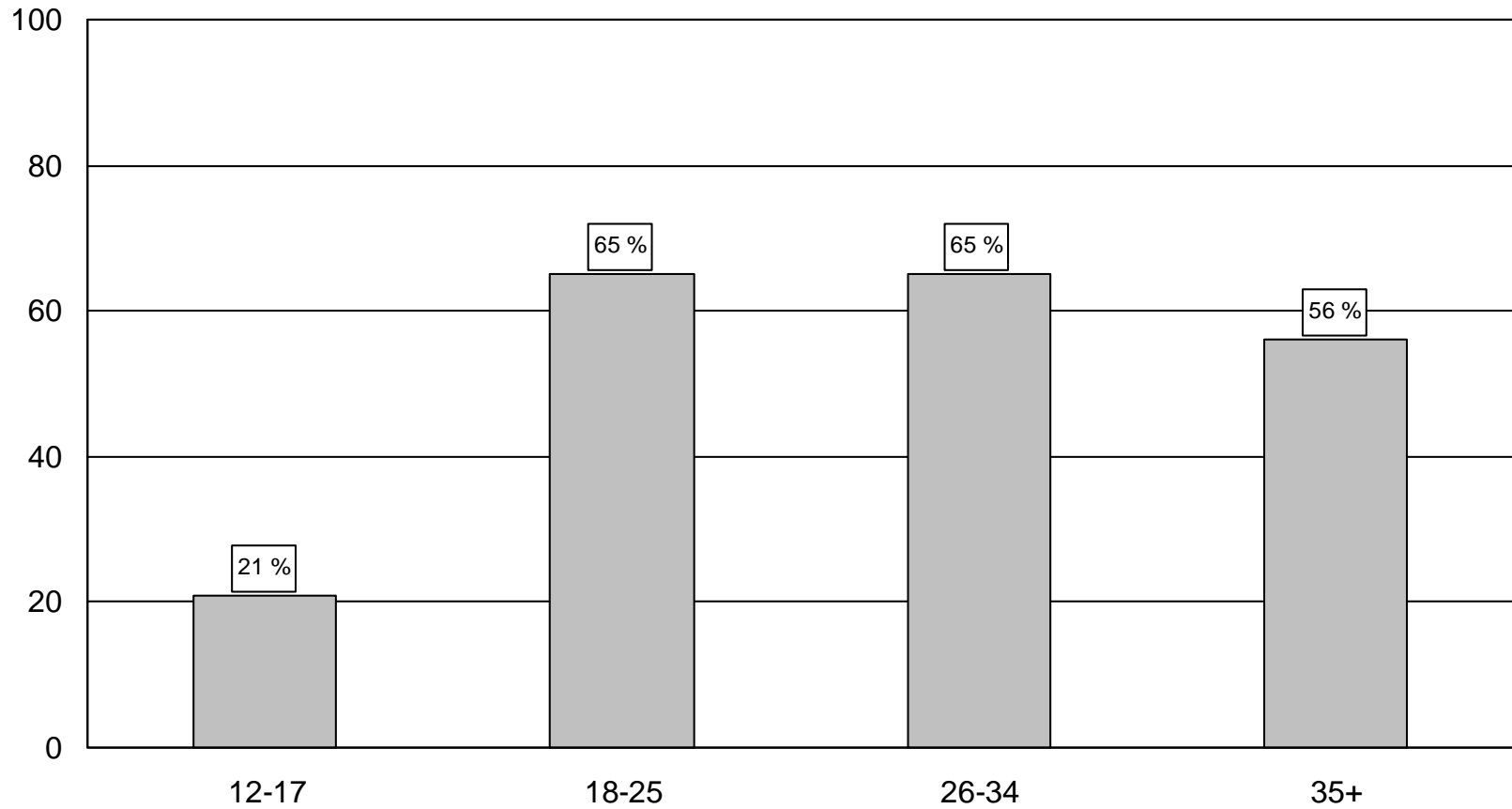
# Age of White Respondents (NHSDA;1998)



SOURCE: NHSDA (White Respondents)

Module 48, Slide 4, Page 42, *Patterns of Substance Use Among Minority Youth in the United States: An Overview and Synthesis of National Survey Findings.*

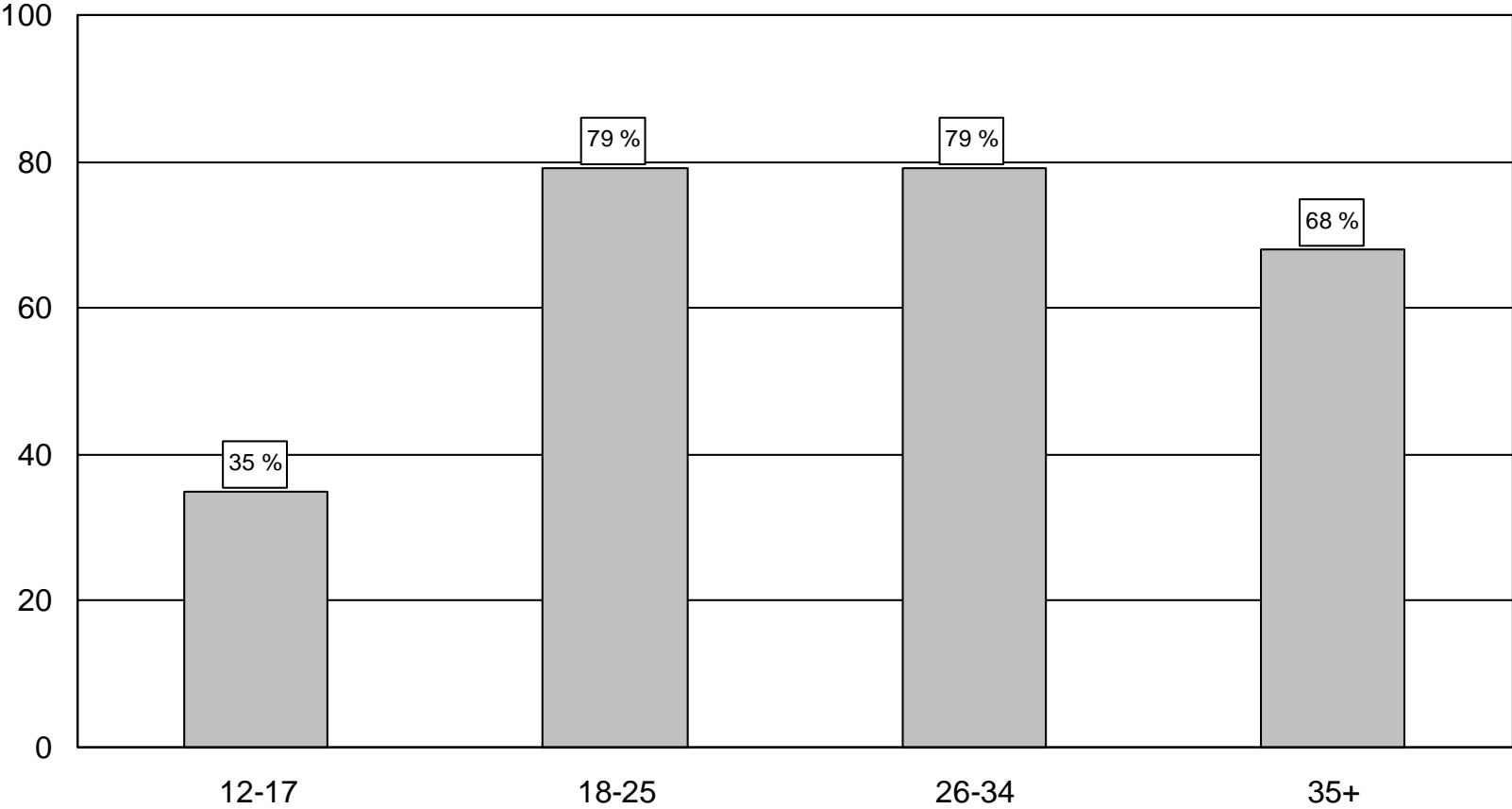
## Past-Month Alcohol Use by Age (NHSDA;1998)



SOURCE: NHSDA (White Respondents)

Module 48, Slide 5, Page 42, *Patterns of Substance Use Among Minority Youth in the United States: An Overview and Synthesis of National Survey Findings.*

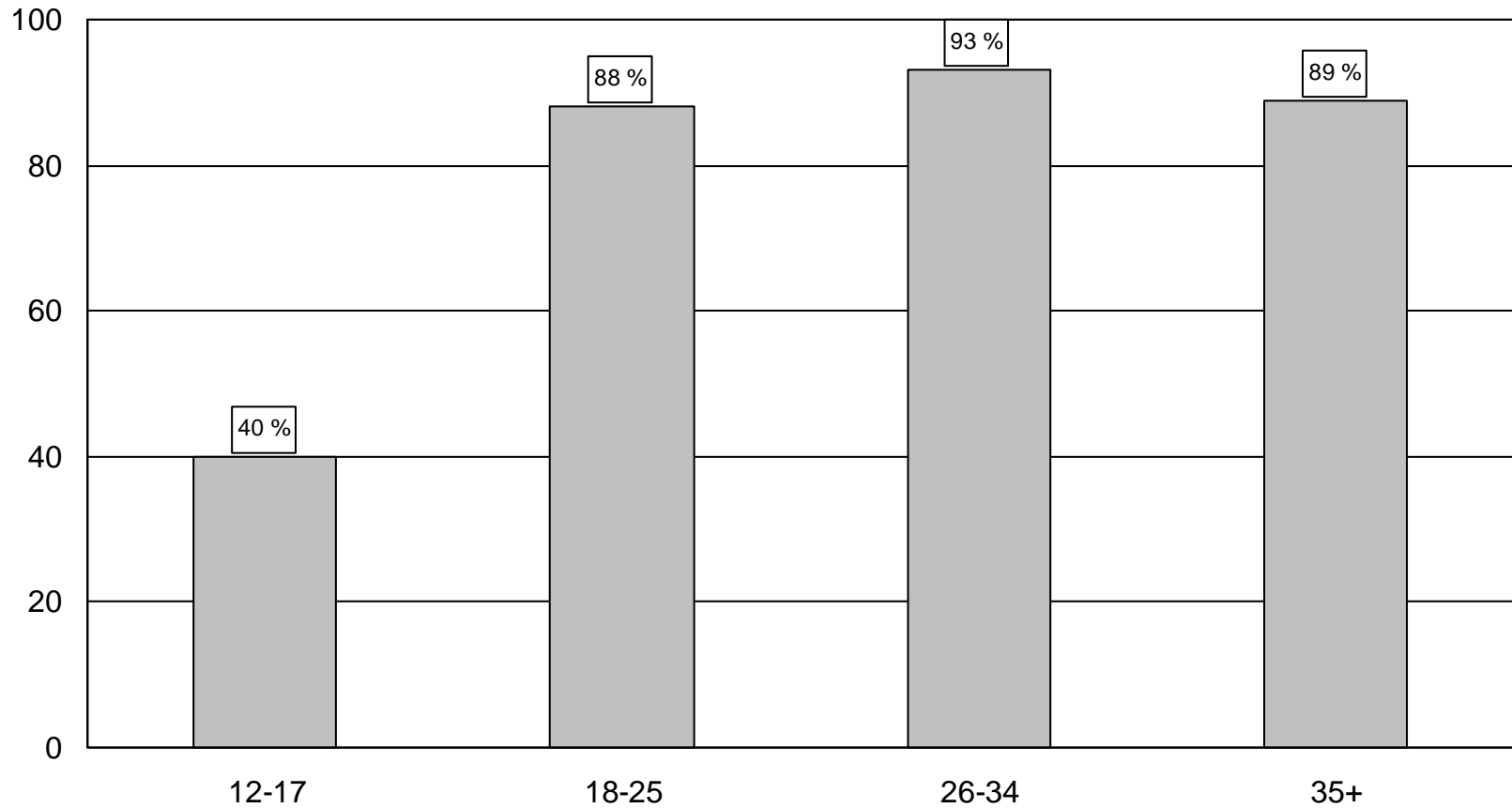
# Past-Year Alcohol Use by Age NHSDA;1998)



SOURCE: NHSDA (White Respondents)

Module 48, Slide 6, Page 42, *Patterns of Substance Use Among Minority Youth in the United States: An Overview and Synthesis of National Survey Findings.*

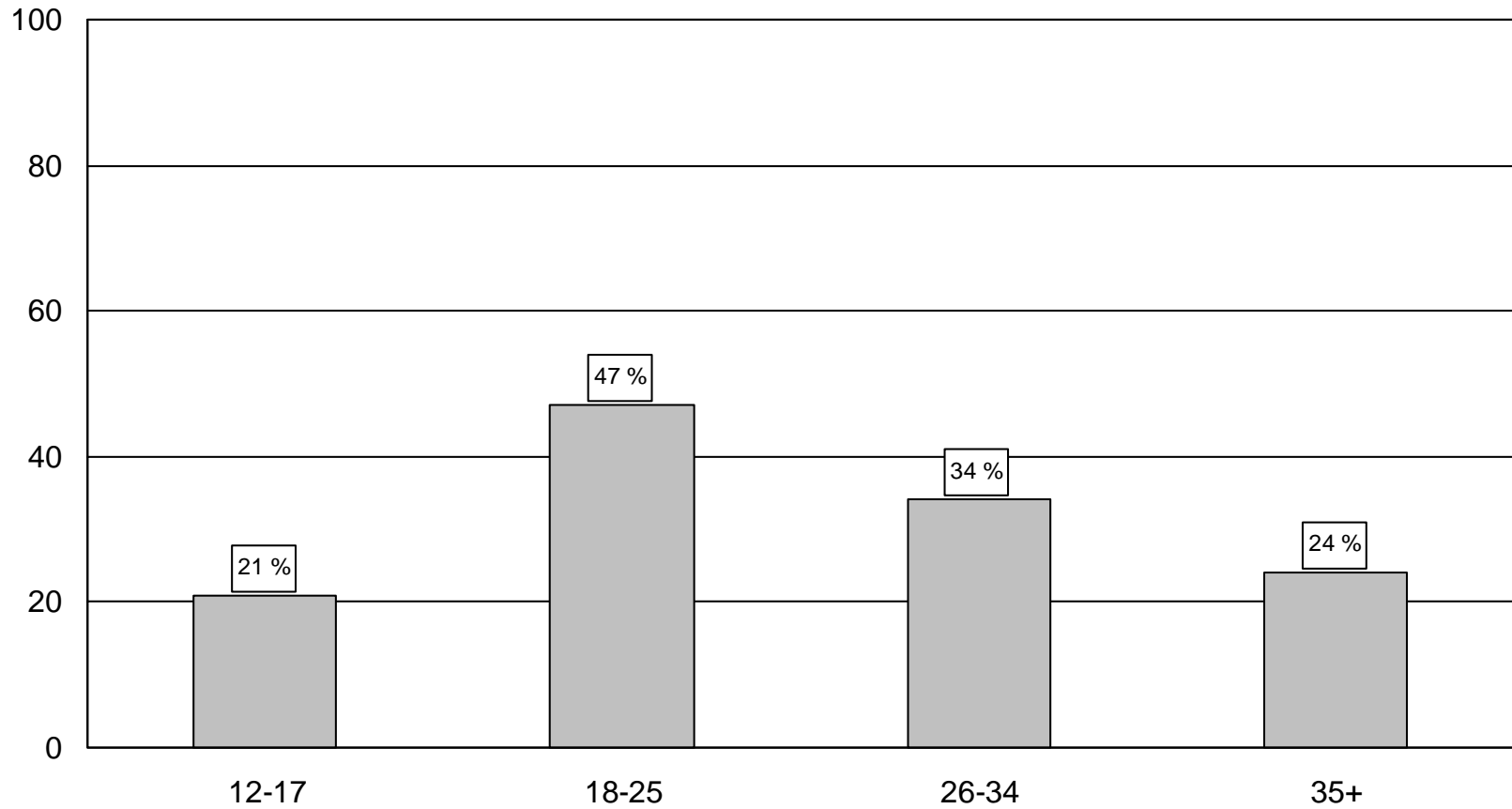
# Lifetime Alcohol Use by Age (NHSDA;1998)



SOURCE: NHSDA (White Respondents)

Module 48, Slide 7, Page 42, *Patterns of Substance Use Among Minority Youth in the United States: An Overview and Synthesis of National Survey Findings.*

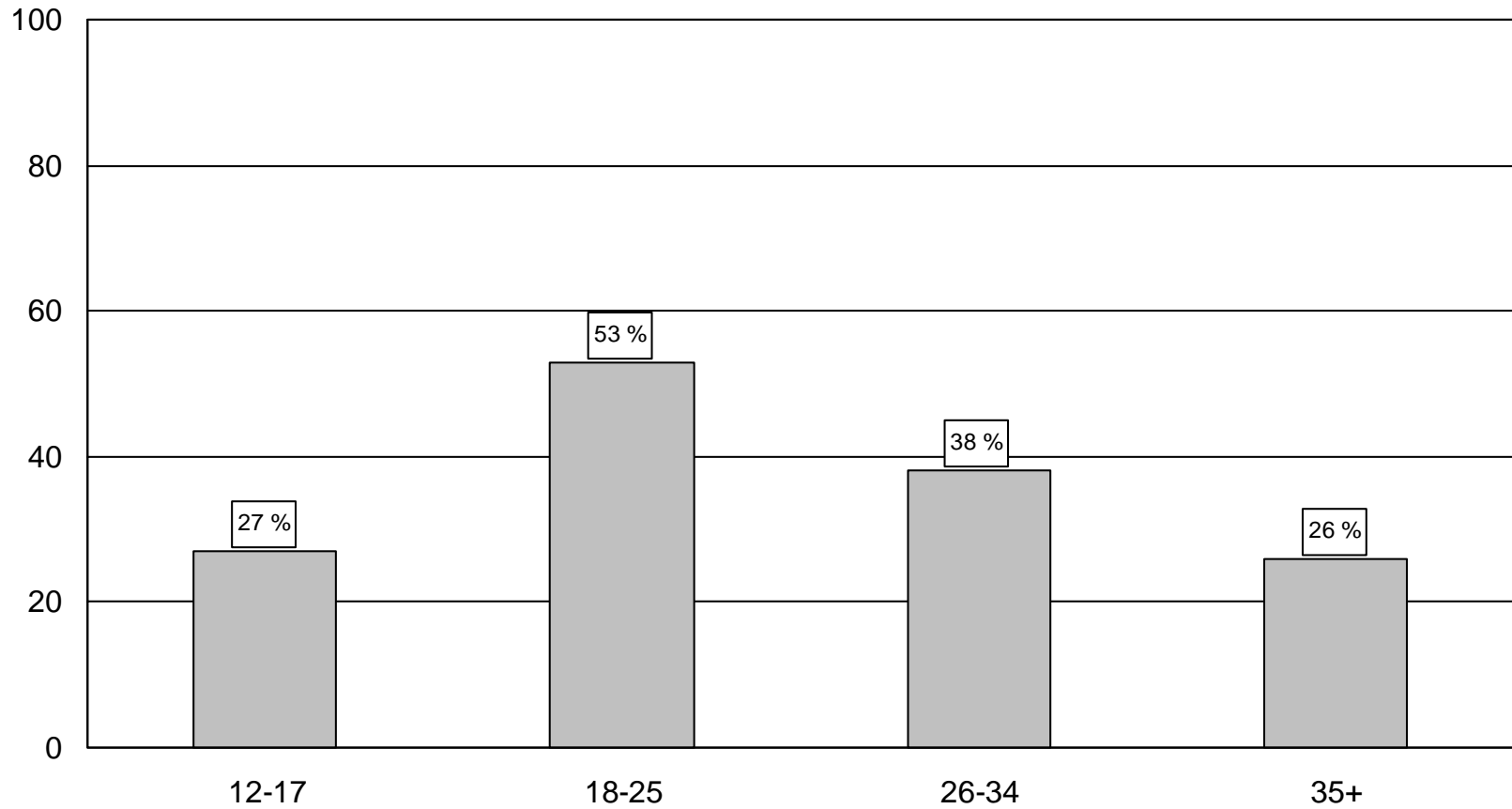
## Past-Month Cigarette Use by Age (NHSDA;1998)



SOURCE: NHSDA (White Respondents)

Module 48, Slide 8, Page 42, *Patterns of Substance Use Among Minority Youth in the United States: An Overview and Synthesis of National Survey Findings.*

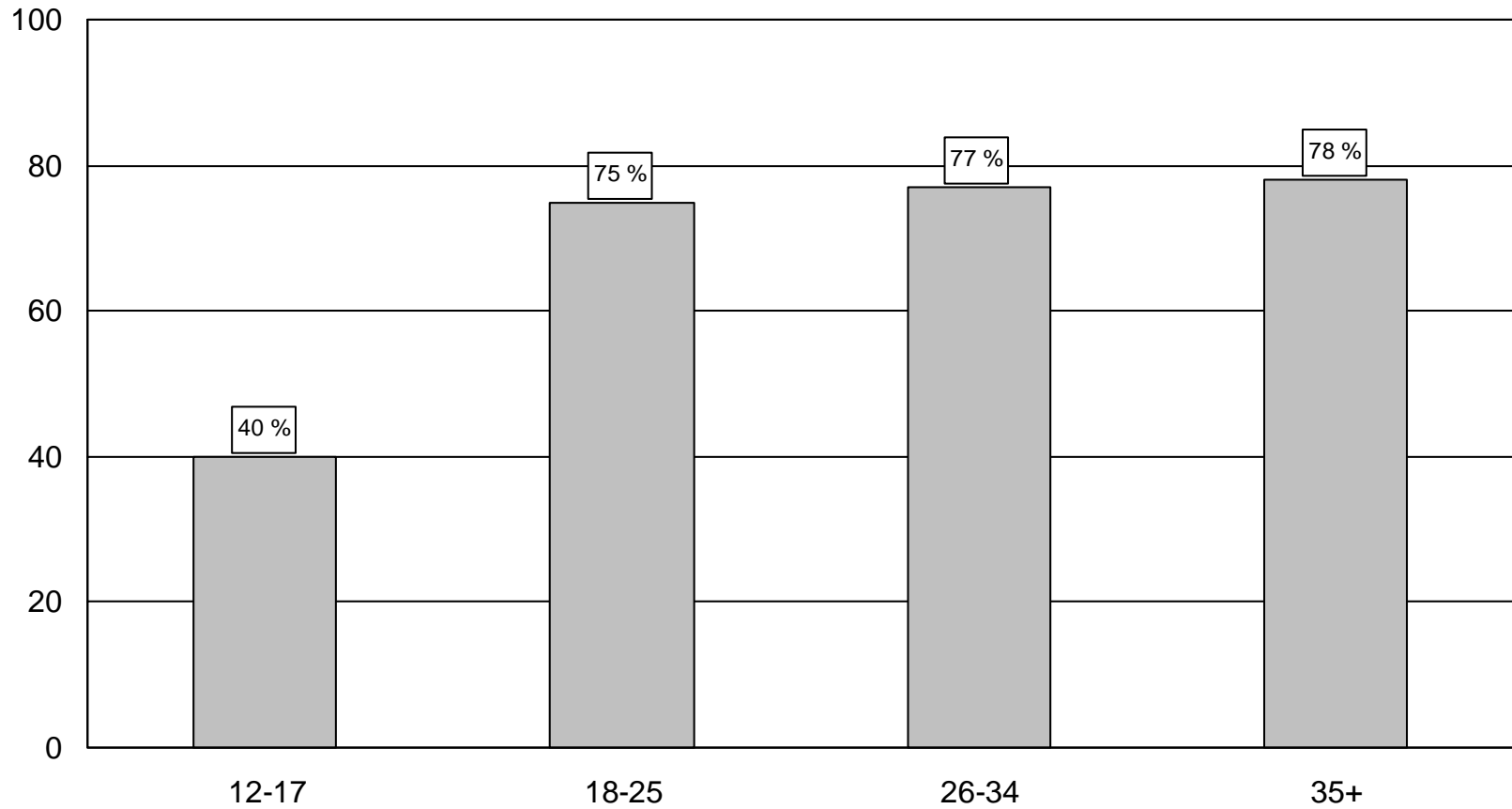
## Past-Year Cigarette Use by Age (NHSDA;1998)



SOURCE: NHSDA (White Respondents)

Module 48, Slide 9, Page 42, *Patterns of Substance Use Among Minority Youth in the United States: An Overview and Synthesis of National Survey Findings.*

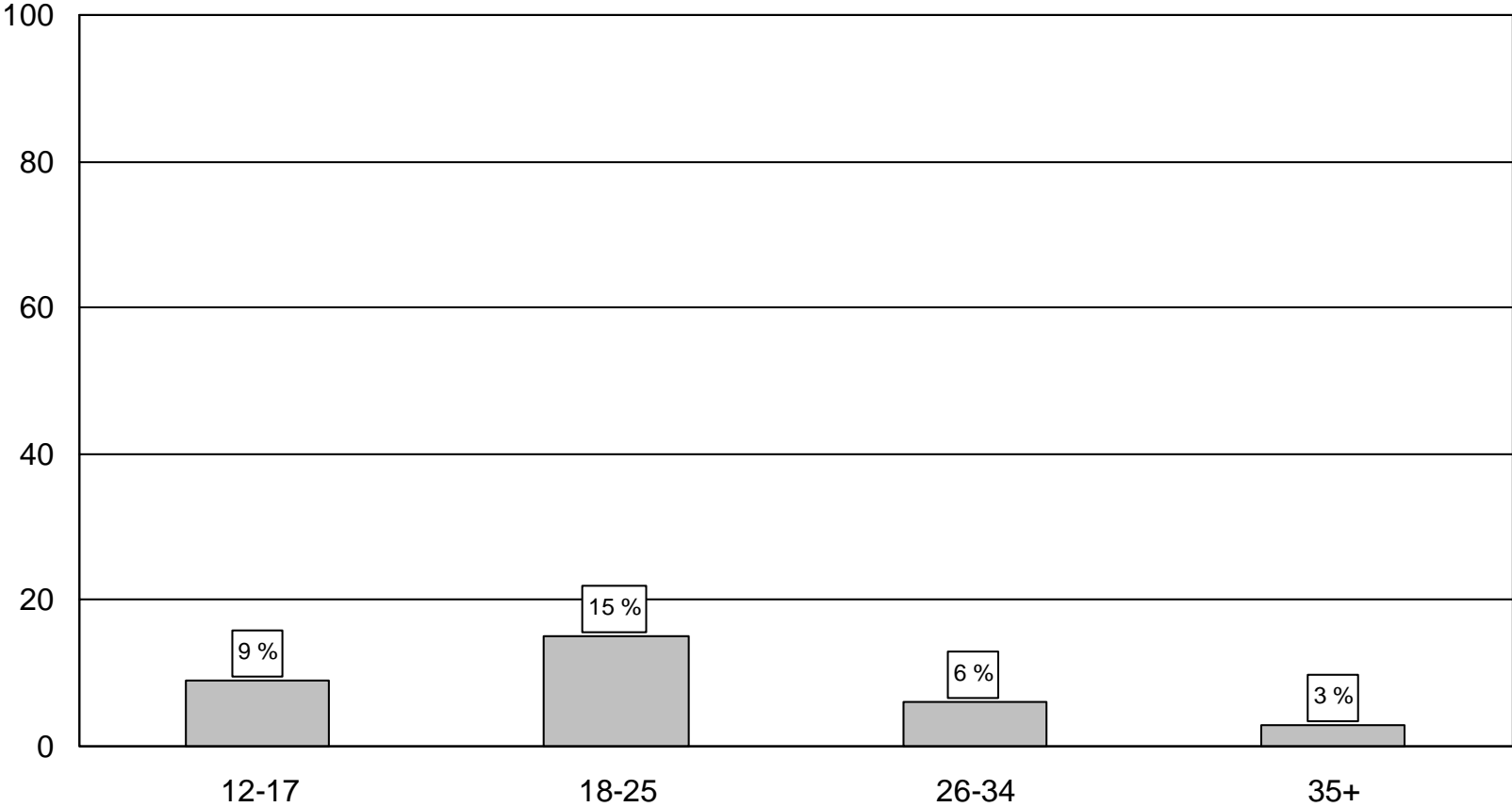
## Lifetime Cigarette Use by Age (NHSDA;1998)



SOURCE: NHSDA (White Respondents)

Module 48, Slide 10, Page 42, *Patterns of Substance Use Among Minority Youth in the United States: An Overview and Synthesis of National Survey Findings.*

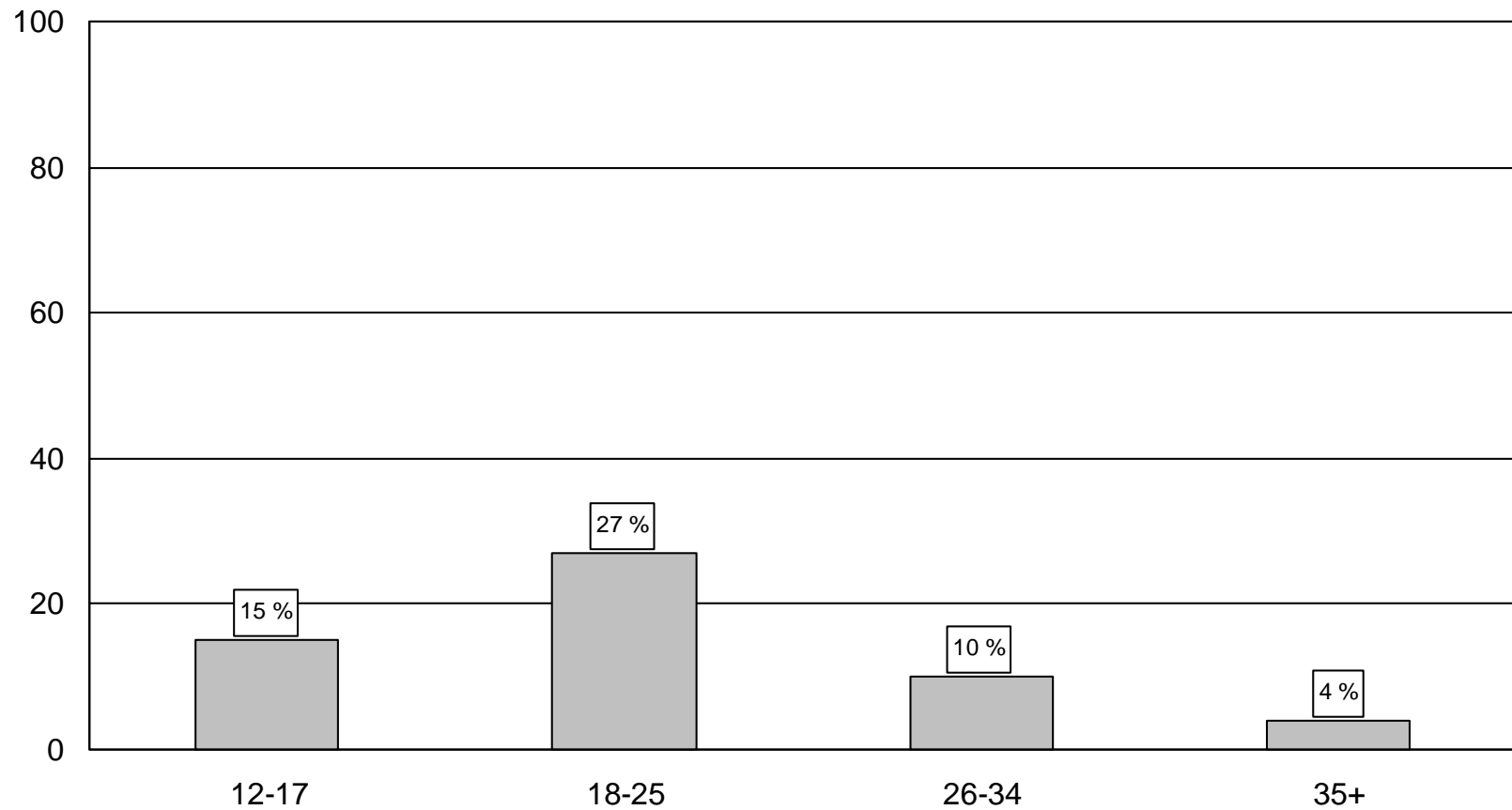
# Past-Month Marijuana Use by Age (NHSDA;1998)



SOURCE: NHSDA (White Respondents)

Module 48, Slide 11, Page 45, *Patterns of Substance Use Among Minority Youth in the United States: An Overview and Synthesis of National Survey Findings.*

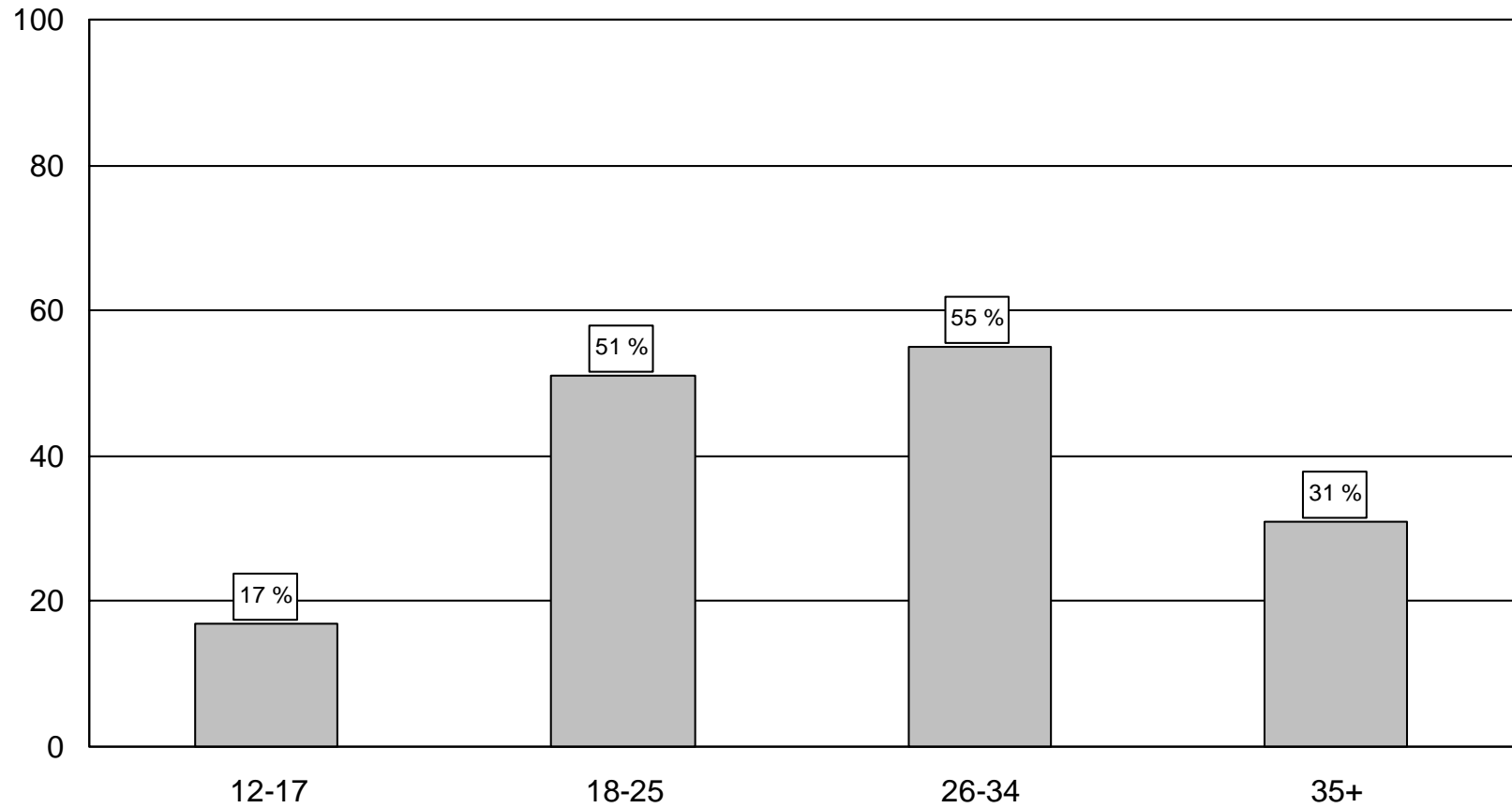
## Past-Year Marijuana Use by Age (NHSDA;1998)



SOURCE: NHSDA (White Respondents)

Module 48, Slide 12, Page 45, *Patterns of Substance Use Among Minority Youth in the United States: An Overview and Synthesis of National Survey Findings.*

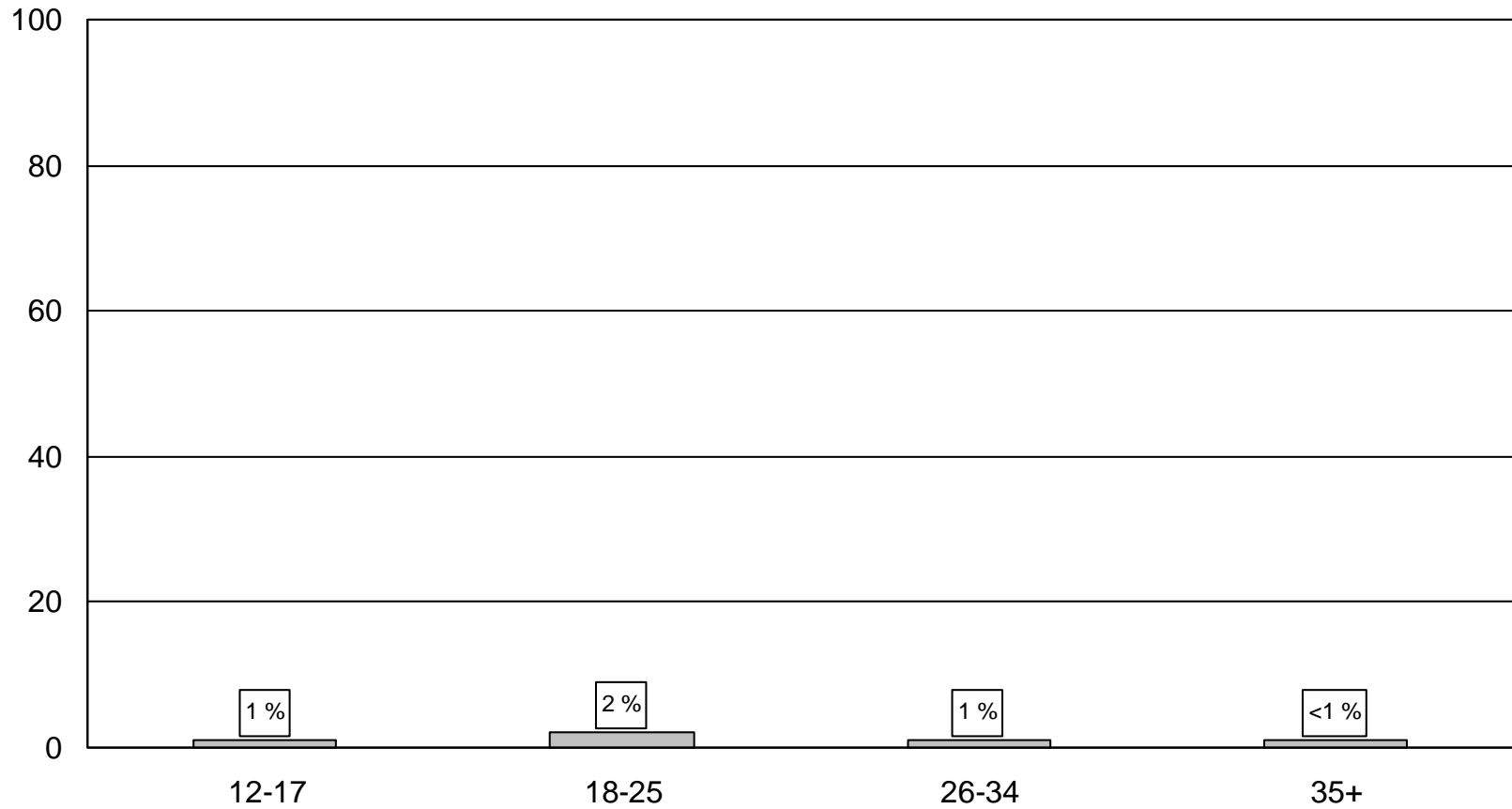
## Lifetime Marijuana Use by Age (NHSDA;1998)



SOURCE: NHSDA (White Respondents)

Module 48, Slide 13, Page 45, *Patterns of Substance Use Among Minority Youth in the United States: An Overview and Synthesis of National Survey Findings.*

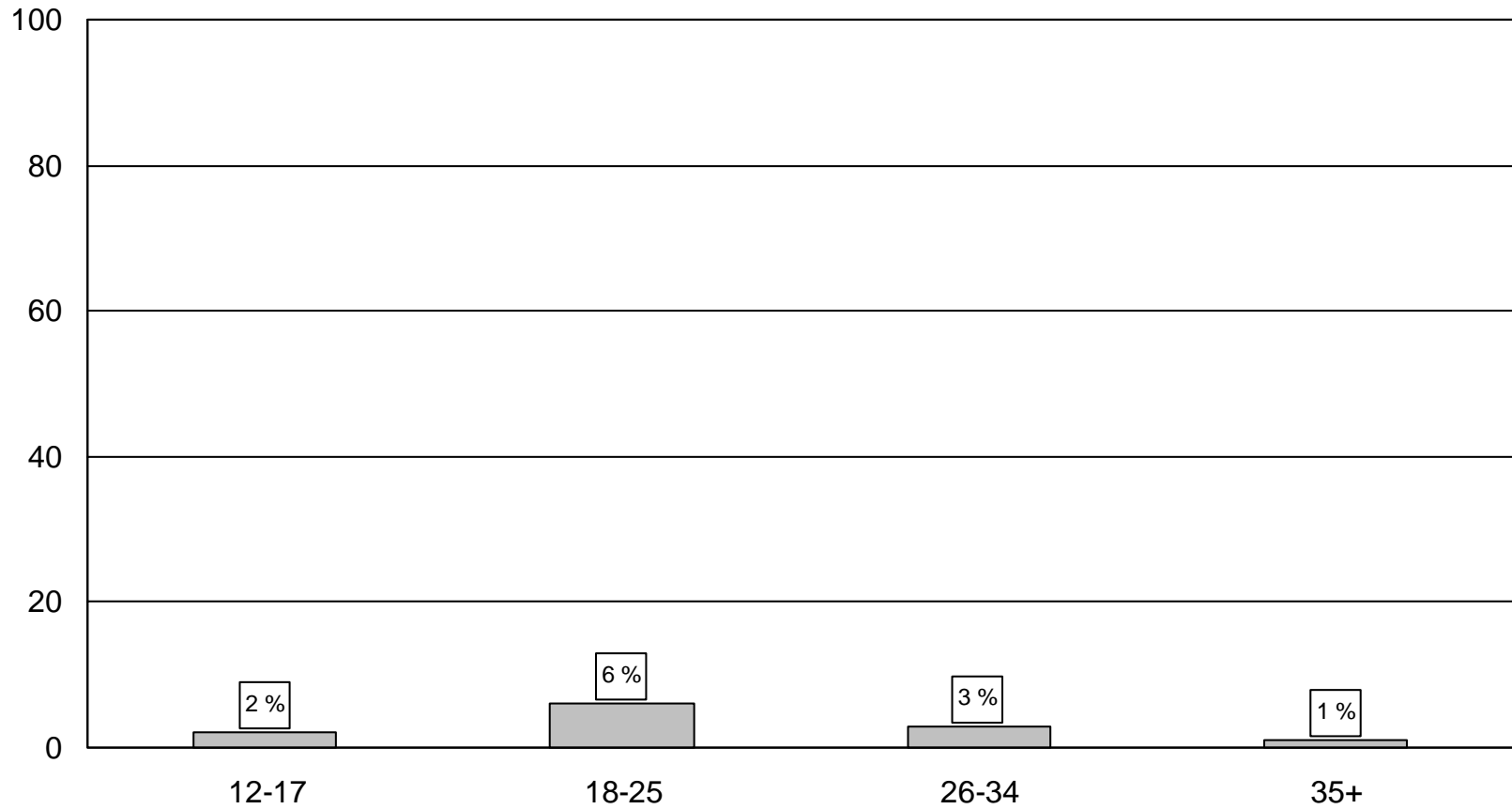
## Past-Month Cocaine Use by Age (NHSDA;1998)



SOURCE: NHSDA (White Respondents)

Module 48, Slide 14, Page 47, *Patterns of Substance Use Among Minority Youth in the United States: An Overview and Synthesis of National Survey Findings.*

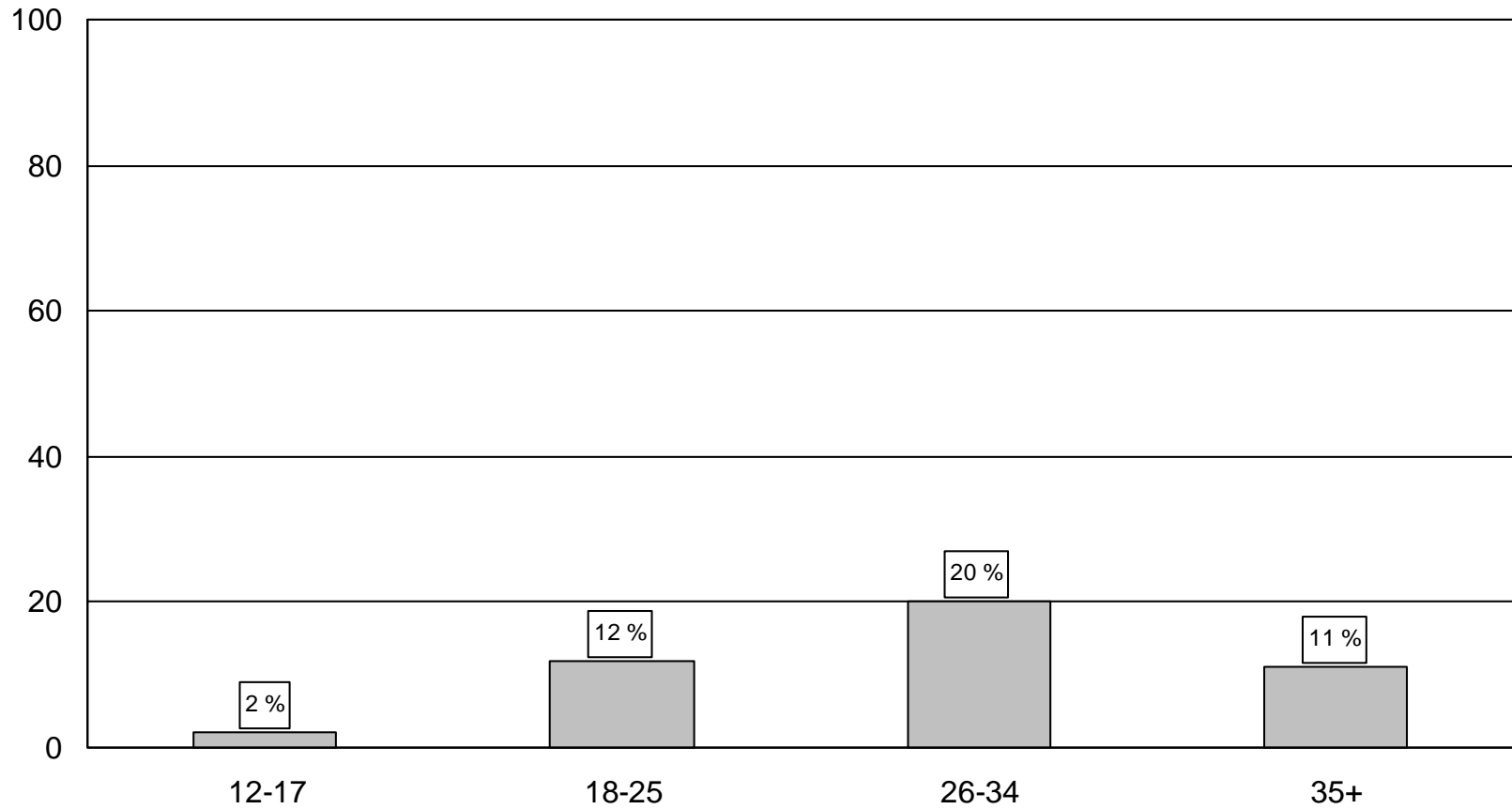
## Past-Year Cocaine Use by Age (NHSDA;1998)



SOURCE: NHSDA (White Respondents)

Module 48, Slide 15, Page 47, *Patterns of Substance Use Among Minority Youth in the United States: An Overview and Synthesis of National Survey Findings.*

## Lifetime Cocaine Use by Age (NHSDA;1998)



SOURCE: NHSDA (White Respondents)

Module 48, Slide 16, Page 47, *Patterns of Substance Use Among Minority Youth in the United States: An Overview and Synthesis of National Survey Findings.*

# NEDS Secondary Analysis Briefing Toolkit

## Module 49: Substance Use Among Black Youth and Adults in Three National Surveys (YRBS, MTF, NHSDA)

The results in this Secondary Analysis Briefing Toolkit Module are taken from a NEDS Technical Report titled: *Patterns of Substance Use Among Minority Youth and Adults in the United States: An Overview and Synthesis of National Survey Findings*. This report, produced by Caliber Associates, can be found in its entirety on the NEDS Web site at <http://neds.calib.com>.

# CONTENTS

## NEDS SECONDARY ANALYSIS BRIEFING TOOLKIT

### MODULE 49: SUBSTANCE USE AMONG BLACK YOUTH AND ADULTS IN THREE NATIONAL SURVEYS (YRBS, MTF, NHSDA)

#### **Purpose, Design, and Sampling of the YRBS, MTF, and NHSDA Surveys**

#### **Trends in Substance Use Among Black Youth in the YRBS, MTF, and NHSDA (1991-1997)**

- # Past 30-Day Alcohol Use by Survey
- # Past 30-Day Binge Drinking by Survey
- # Past 30-Day Marijuana Use by Survey

#### **Substance Use Among Black Youth and Adults (NHSDA, 1998)**

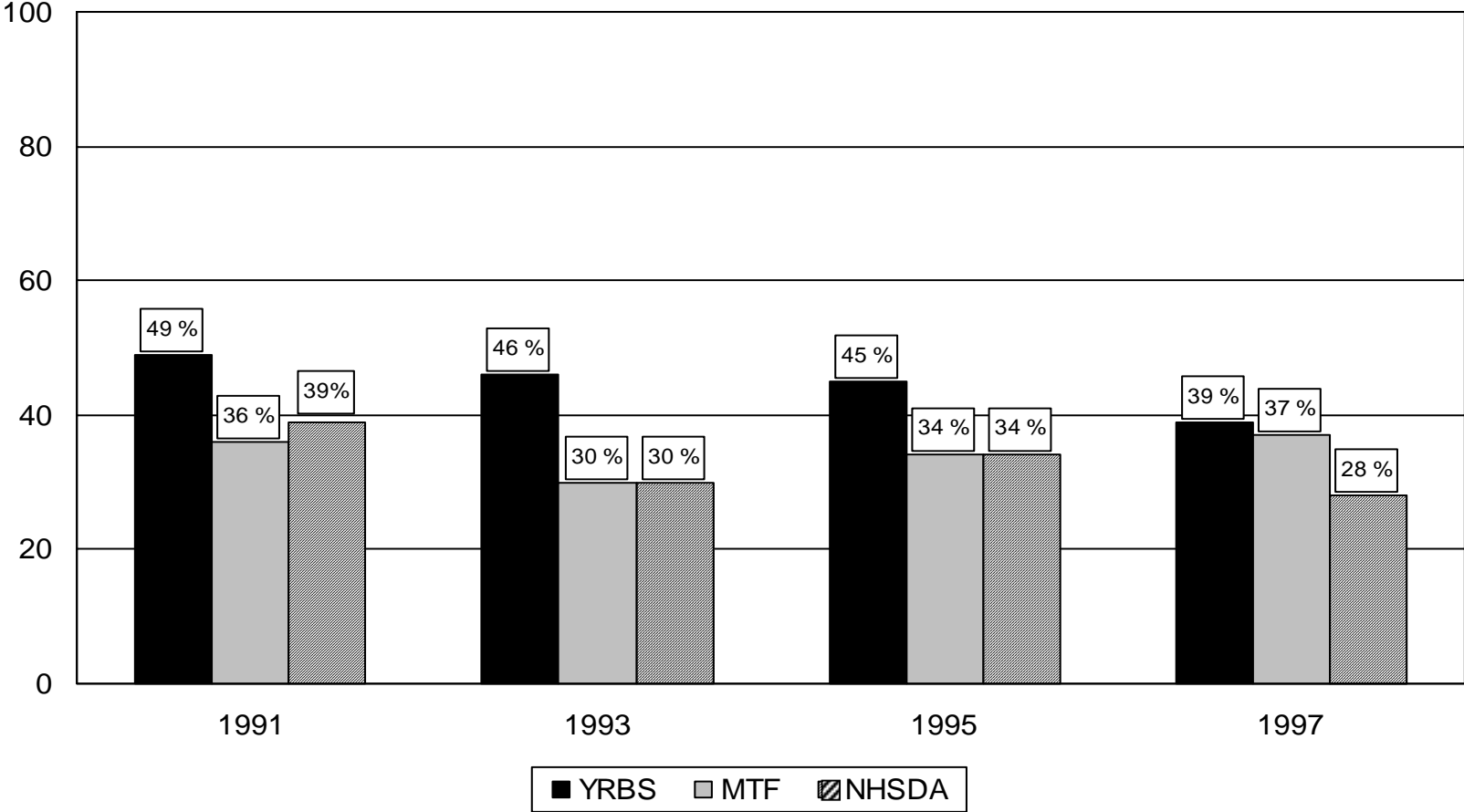
- # Age of Black Respondents (NHSDA, 1998)
- # Past-Month Alcohol Use by Age (NHSDA, 1998)
- # Past-Year Alcohol Use by Age (NHSDA, 1998)
- # Lifetime Alcohol Use by Age (NHSDA, 1998)
- # Past-Month Cigarette Use by Age (NHSDA, 1998)
- # Past-Year Cigarette Use by Age (NHSDA, 1998)
- # Lifetime Cigarette Use by Age (NHSDA, 1998)
- # Past-Month Marijuana Use by Age (NHSDA, 1998)
- # Past-Year Marijuana Use by Age (NHSDA, 1998)
- # Lifetime Marijuana Use by Age (NHSDA, 1998)
- # Past-Month Cocaine Use by Age (NHSDA, 1998)
- # Past-Year Cocaine Use by Age (NHSDA, 1998)
- # Lifetime Cocaine Use by Age (NHSDA, 1998)

**Purpose, Design and Sampling of the YRBS, MTF, and NHSDA Surveys**

	<b>Youth Risk Behavior Survey (YRBS)</b>	<b>Monitoring the Future (MTF)</b>	<b>National Household Survey on Drug Abuse (NHSDA)</b>
<b>Purpose</b>	To monitor the prevalence of youth behaviors that most influence health.	To study the changes in adolescent beliefs, attitudes, and behaviors toward government, gender roles, environment, and substance use and abuse.	To measure the prevalence and correlates of drug use in the United States and to monitor drug use trends over time.
<b>Frequency of Data Collection</b>	Biennially (spring)	Annually (spring)	Continuous (calendar year survey periods)
<b>Data Collection Method</b>	The YRBS questionnaire focuses on priority youth health-related risk behaviors that result in significant mortality, morbidity, disability, and social problems.	The MTF is a repeated series of surveys administered to the same groups over time. In addition to the annual cross-sectional surveys, a random subsample of each year's 12 <sup>th</sup> grade sample is followed up in a longitudinal panel study to track changes in their drug use over time.	The NHSDA is a national surveillance system for monitoring substance abuse in the United States. Prior to 1999, the NHSDA was conducted in the respondent's home. Since 1999, the NHSDA has been administered through a computer assisted interview.
<b>Sampling</b>	The YRBS samples students in grades 9 through 12 at the national, state, and local levels during school through the use of self-administered multiple choice questionnaires.	The MTF is a repeated series of surveys in which the same segments of the population (8 <sup>th</sup> , 10 <sup>th</sup> , and 12 <sup>th</sup> graders, college students, and young adults) are presented with the same set of questions over a period of years to see how answers change over time.	The NHSDA uses a national probability sample of households in the United States. The respondent universe for the NHSDA includes civilian, non-institutionalized individuals ages 12 and older.
<b>Sponsoring Agency</b>	National Center for Chronic Disease Prevention and Health Promotion, Centers for Disease Control and Prevention	National Institute on Drug Abuse, National Institutes of Health	Substance Abuse and Mental Health Services Administration

**Trends in Substance Use Among Black Youth  
in the YRBS, MTF, and NHSDA (1991-1997)**

# Past 30-Day Alcohol Use by Survey (1991-1997)\*

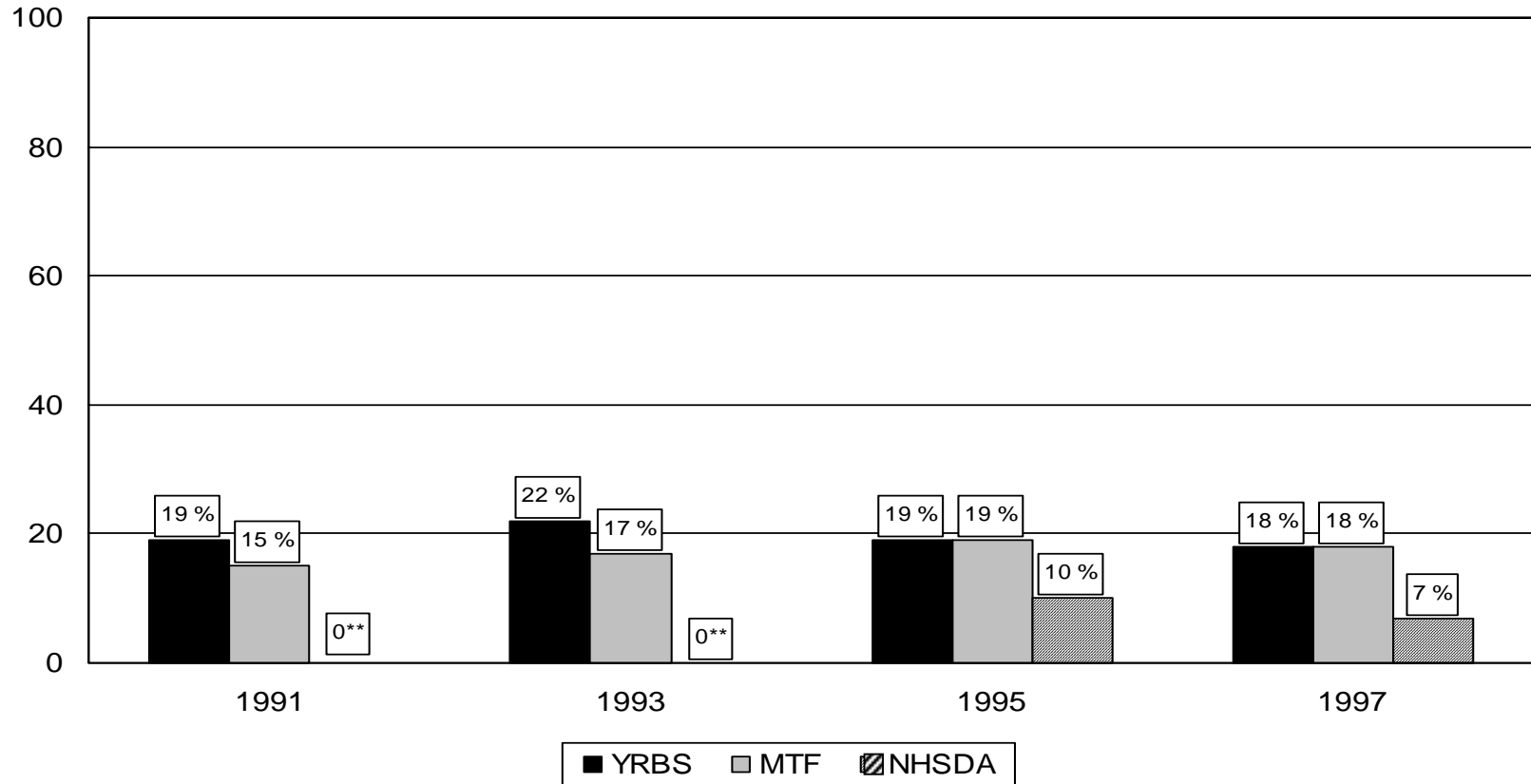


\*These percentages reflect data from sub-groups in each survey who were in the 12<sup>th</sup> grade (YRBS and MTF) or who were aged 17 to 18 years (NHSDA). These sub-groups were used to maximize the number of comparable data points across surveys and serve as a proxy for a true 12<sup>th</sup> grade sample.

**SOURCE: YRBS, MTF, NHSDA (Black Respondents)**

Module 49, Slide 1, Page 24, *Patterns of Substance Use Among Minority Youth in the United States: An Overview and Synthesis of National Survey Findings.*

## Past 30-Day Binge Drinking by Survey (1991-1997)\*



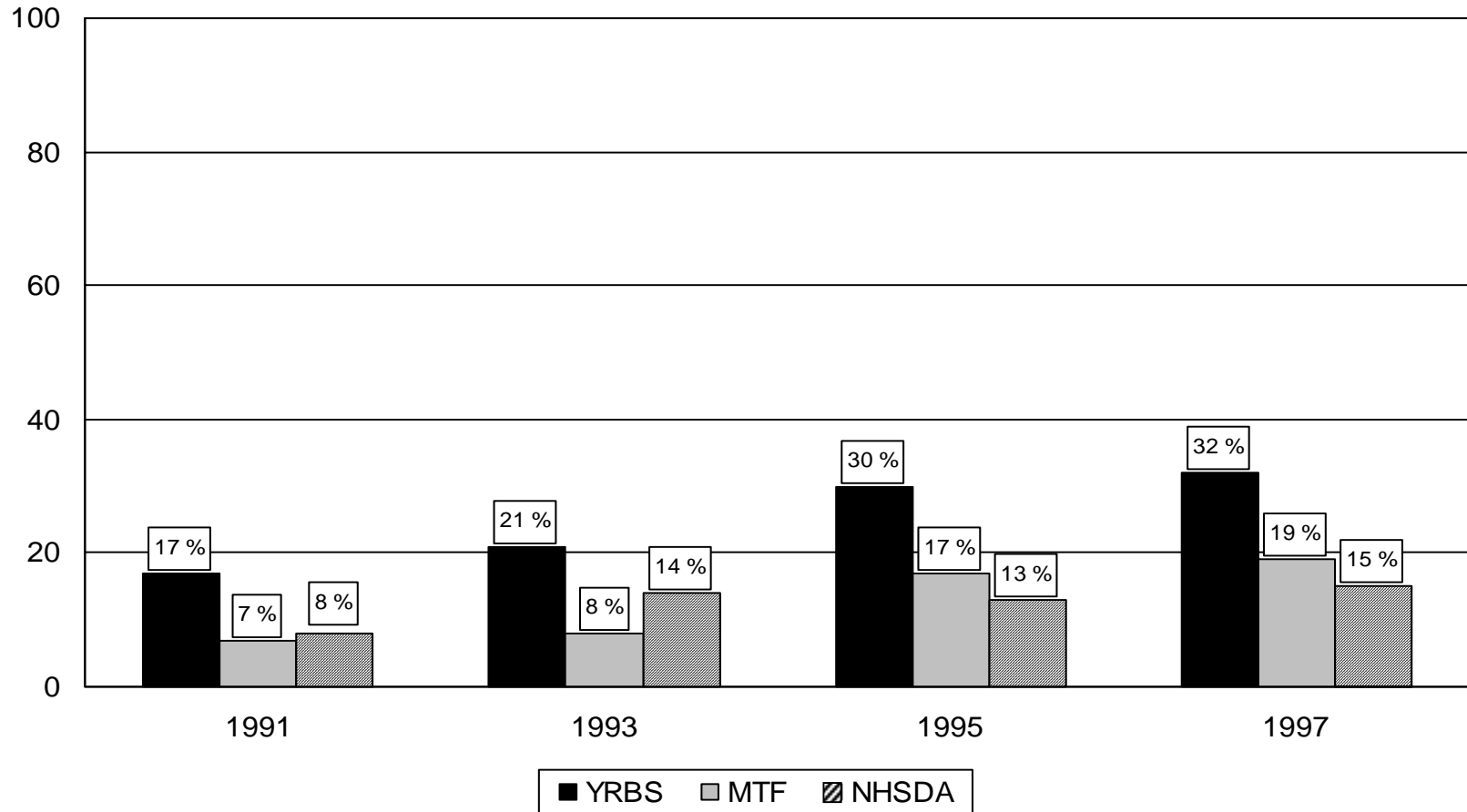
\*These percentages reflect data from sub-groups in each survey who were in the 12<sup>th</sup> grade (YRBS and MTF) or who were aged 17 to 18 years (NHSDA). These sub-groups were used to maximize the number of comparable data points across surveys and serve as a proxy for a true 12<sup>th</sup> grade sample. Binge drinking is defined as having 5 or more drinks in a row, within a couple of hours.

\*\*The NHSDA survey did not start including items about binge drinking until 1995. The YRBS and MTF surveys, however, had complete data for the 1991-1997 time period.

**SOURCE: YRBS, MTF, NHSDA (Black Respondents)**

Module 49, Slide 2, Page 26, *Patterns of Substance Use Among Minority Youth in the United States: An Overview and Synthesis of National Survey Findings.*

## Past 30-Day Marijuana Use by Survey (1991-1997)\*



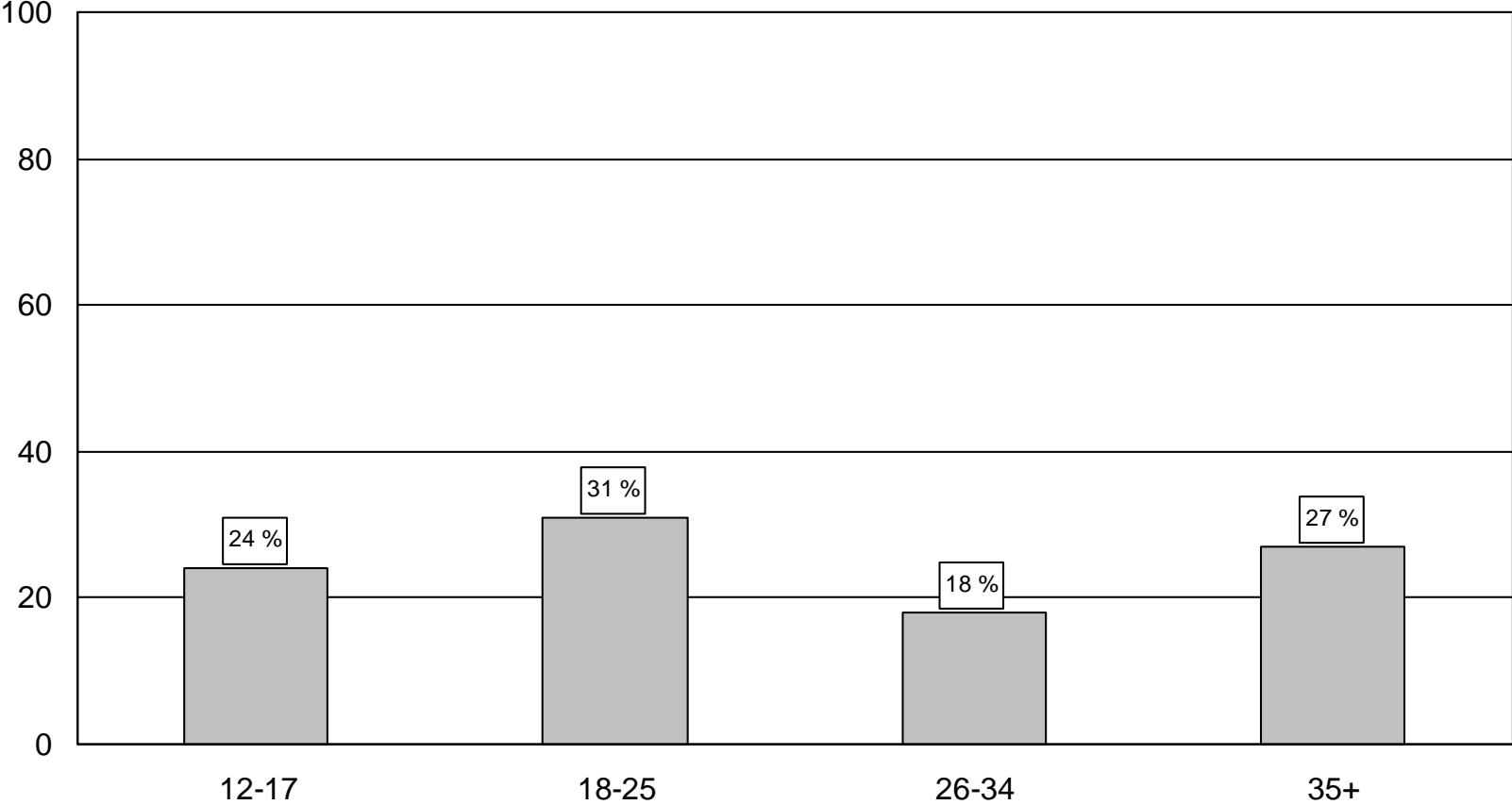
\*These percentages reflect data from sub-groups in each survey who were in the 12<sup>th</sup> grade (YRBS and MTF) or who were aged 17 to 18 years (NHSDA). These sub-groups were used to maximize the number of comparable data points across surveys and serve as a proxy for a true 12<sup>th</sup> grade sample.

**SOURCE: YRBS, MTF, NHSDA (Black Respondents)**

Module 49, Slide 3, Page 28, *Patterns of Substance Use Among Minority Youth in the United States: An Overview and Synthesis of National Survey Findings.*

## **Substance Use Among Black Youth and Adults (NHSDA, 1998)**

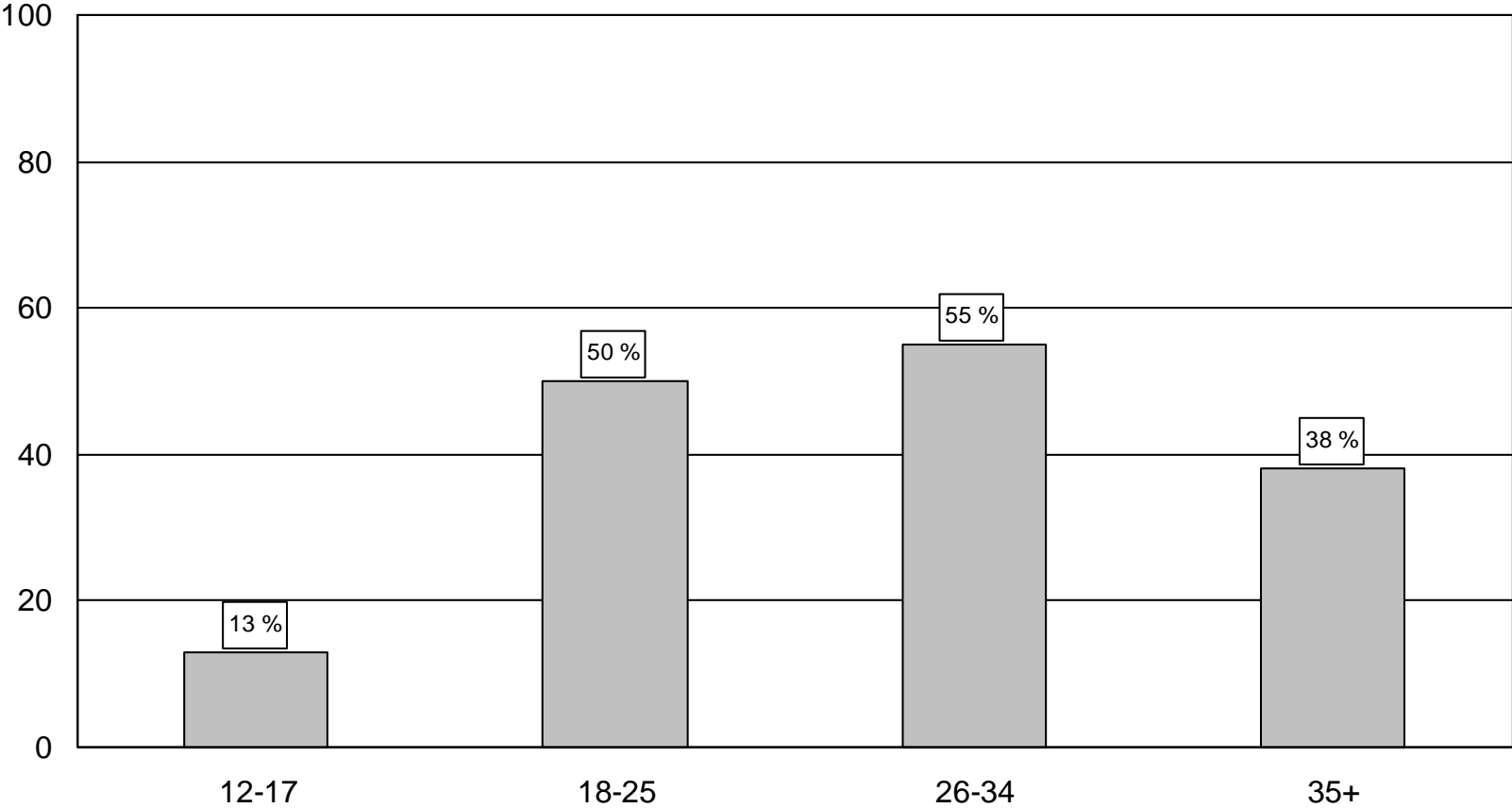
# Age of Black Respondents (NHSDA;1998)



SOURCE: NHSDA (Black Respondents)

Module 49, Slide 4, Page 42, *Patterns of Substance Use Among Minority Youth in the United States: An Overview and Synthesis of National Survey Findings.*

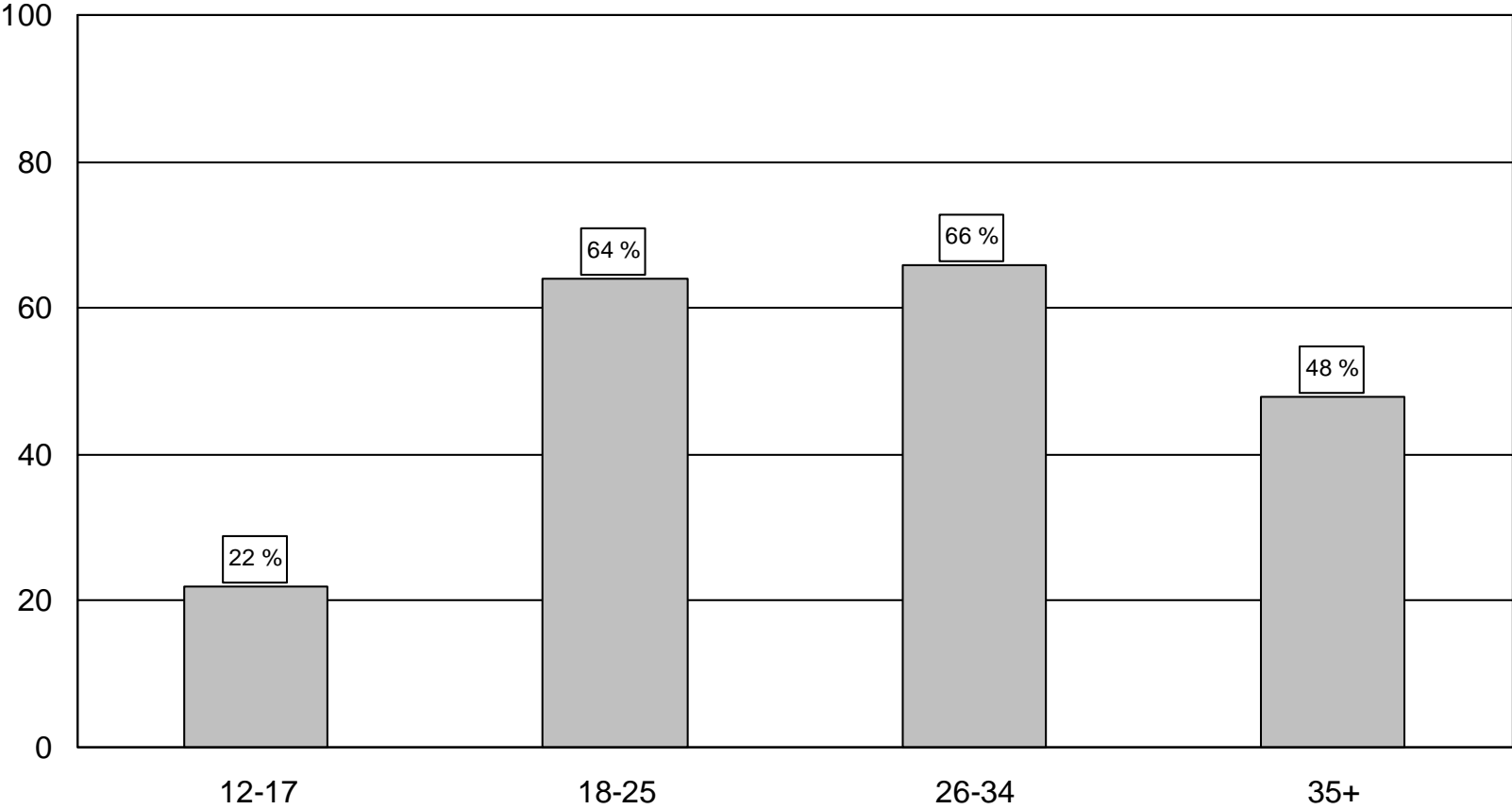
# Past-Month Alcohol Use by Age (NHSDA;1998)



SOURCE: NHSDA (Black Respondents)

Module 49, Slide 5, Page 42, *Patterns of Substance Use Among Minority Youth in the United States: An Overview and Synthesis of National Survey Findings.*

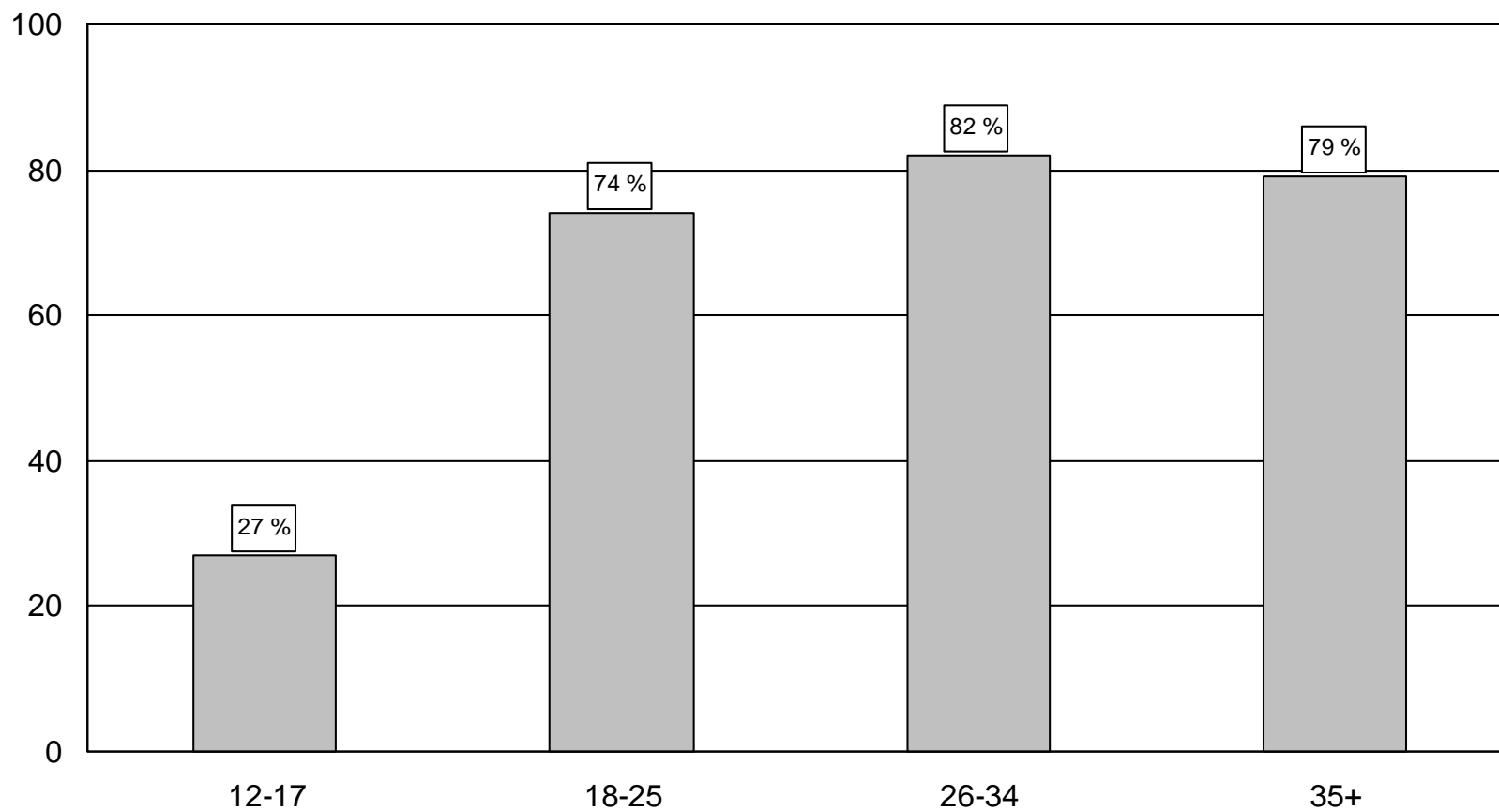
# Past-Year Alcohol Use by Age (NHSDA;1998)



SOURCE: NHSDA (Black Respondents)

Module 49, Slide 6, Page 42, *Patterns of Substance Use Among Minority Youth in the United States: An Overview and Synthesis of National Survey Findings.*

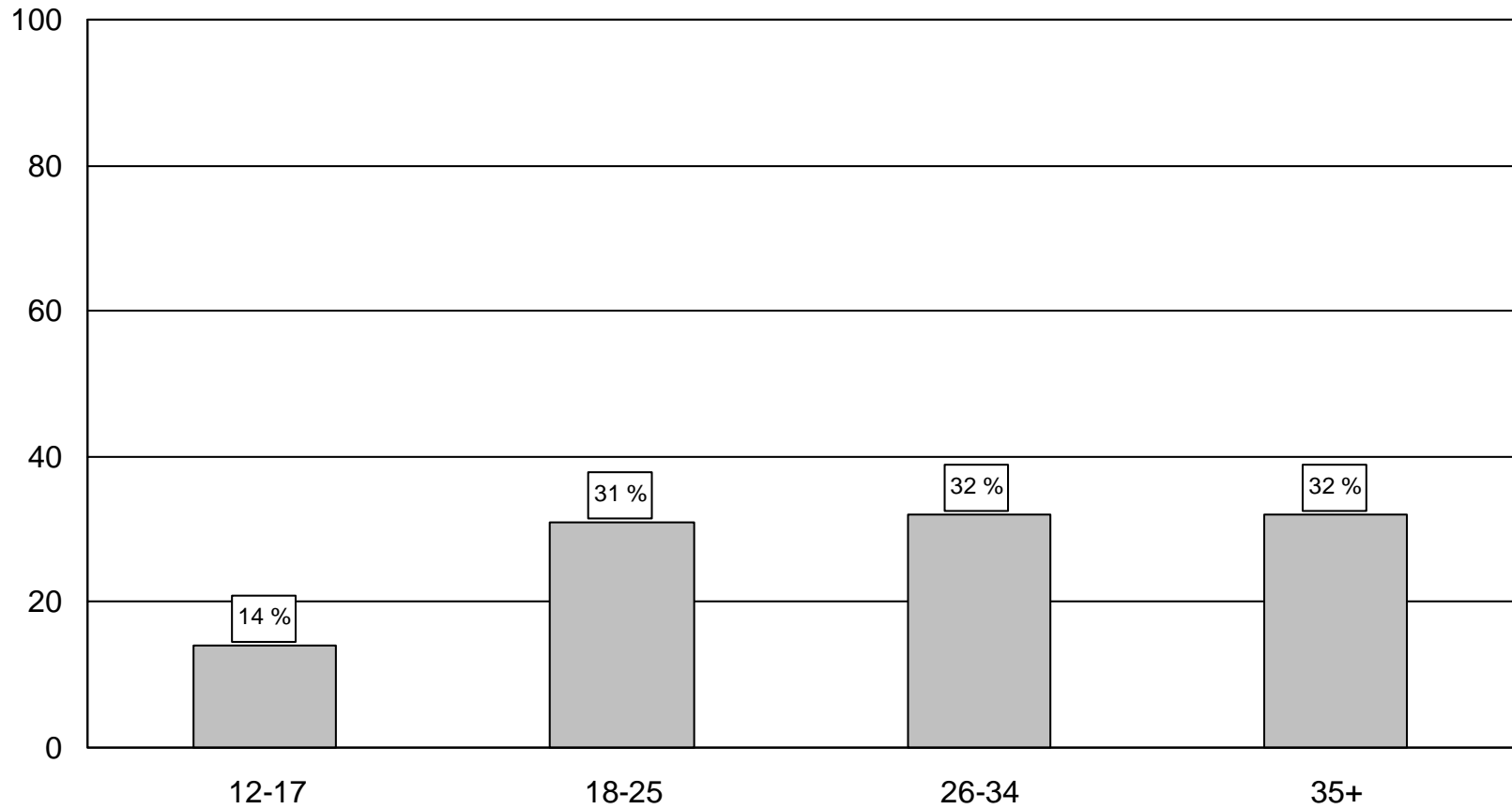
## Lifetime Alcohol Use by Age (NHSDA;1998)



**SOURCE: NHSDA (Black Respondents)**

Module 49, Slide 7, Page 42, *Patterns of Substance Use Among Minority Youth in the United States: An Overview and Synthesis of National Survey Findings.*

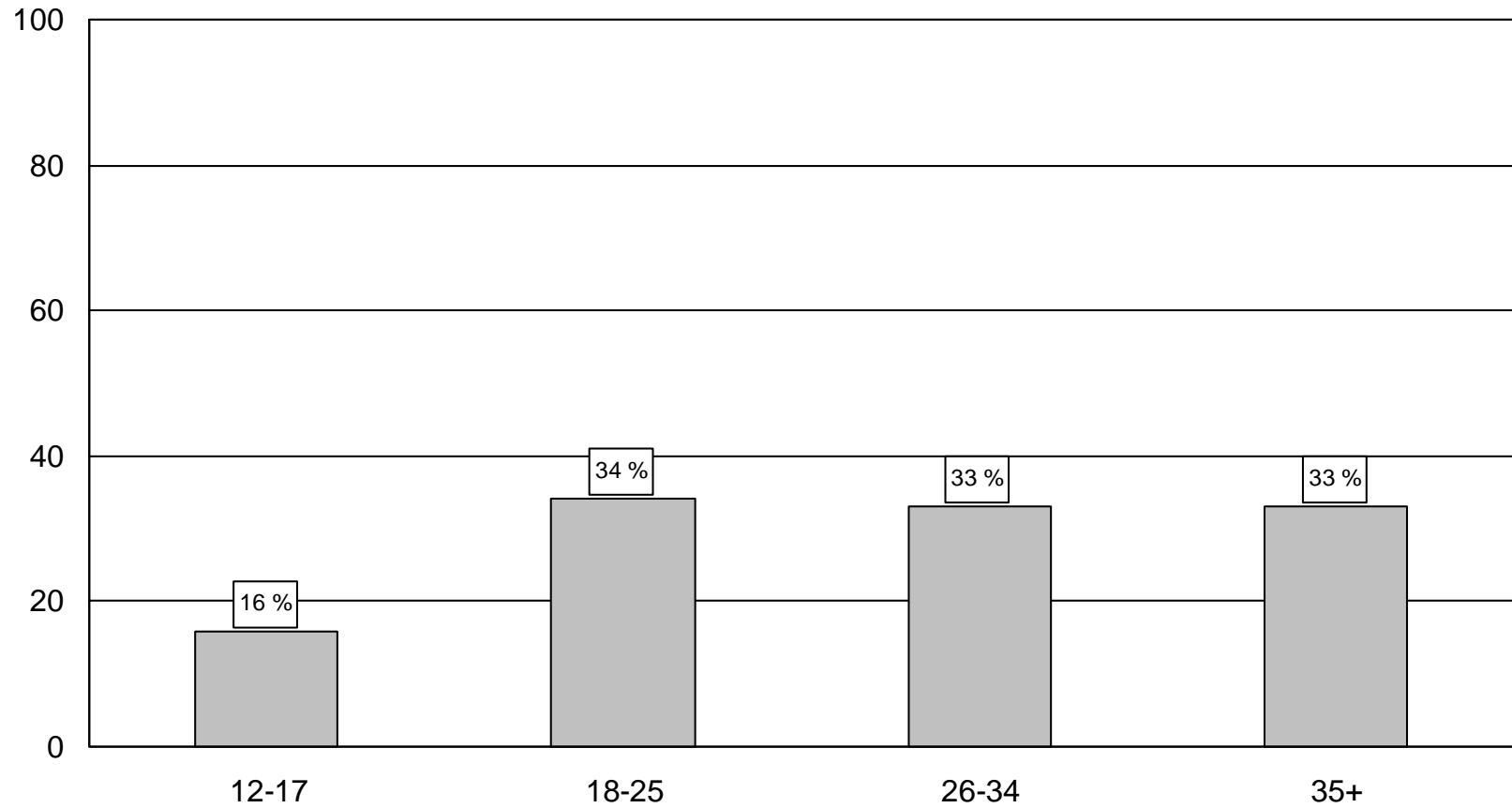
## Past-Month Cigarette Use by Age (NHSDA;1998)



SOURCE: NHSDA (Black Respondents)

Module 49, Slide 8, Page 42, *Patterns of Substance Use Among Minority Youth in the United States: An Overview and Synthesis of National Survey Findings.*

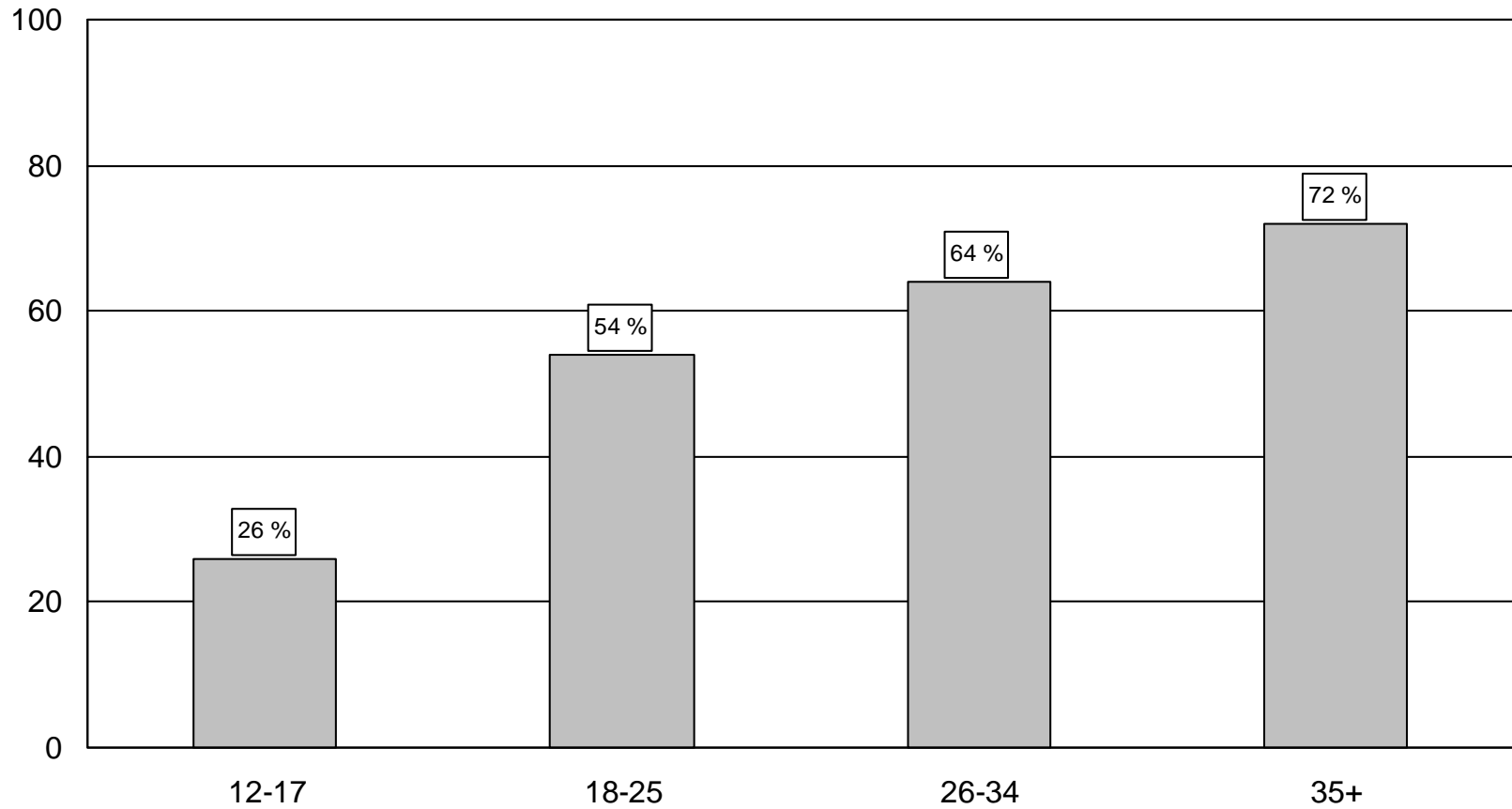
## Past-Year Cigarette Use by Age (NHSDA;1998)



SOURCE: NHSDA (Black Respondents)

Module 49, Slide 9, Page 42, *Patterns of Substance Use Among Minority Youth in the United States: An Overview and Synthesis of National Survey Findings.*

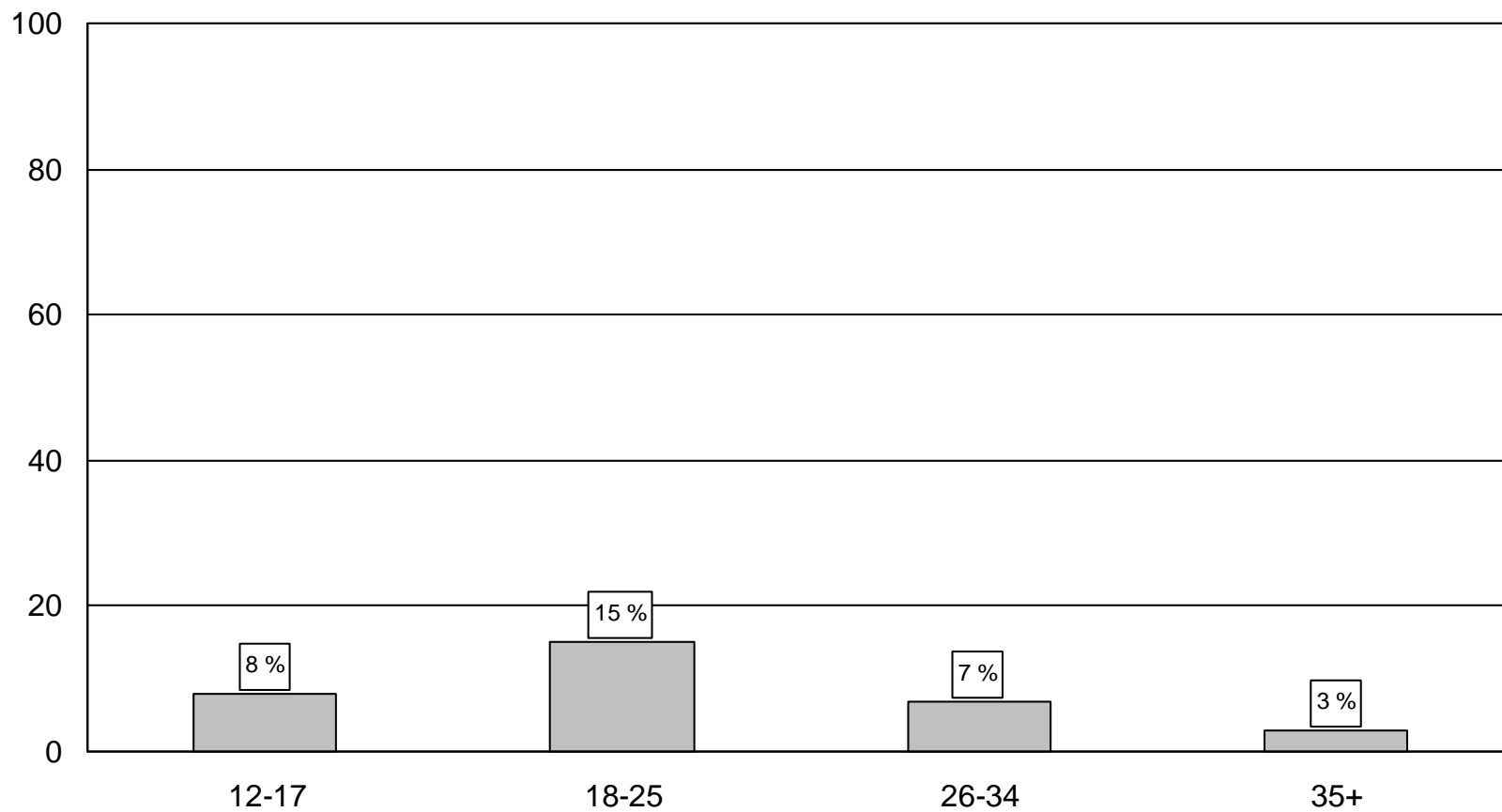
## Lifetime Cigarette Use by Age (NHSDA;1998)



SOURCE: NHSDA (Black Respondents)

Module 49, Slide 10, Page 42, *Patterns of Substance Use Among Minority Youth in the United States: An Overview and Synthesis of National Survey Findings.*

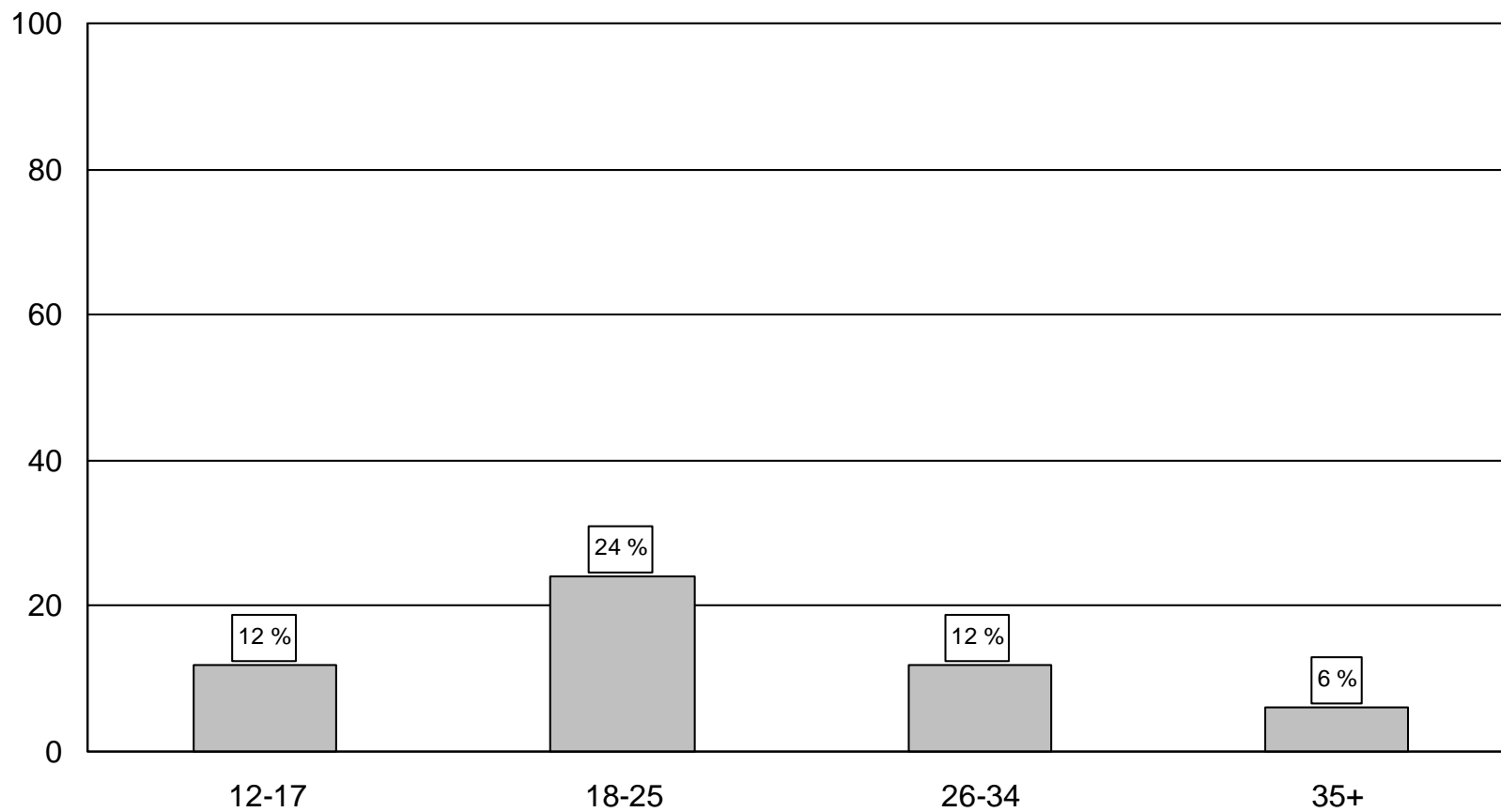
# Past-Month Marijuana Use by Age (NHSDA;1998)



SOURCE: NHSDA (Black Respondents)

Module 49, Slide 11, Page 45, *Patterns of Substance Use Among Minority Youth in the United States: An Overview and Synthesis of National Survey Findings.*

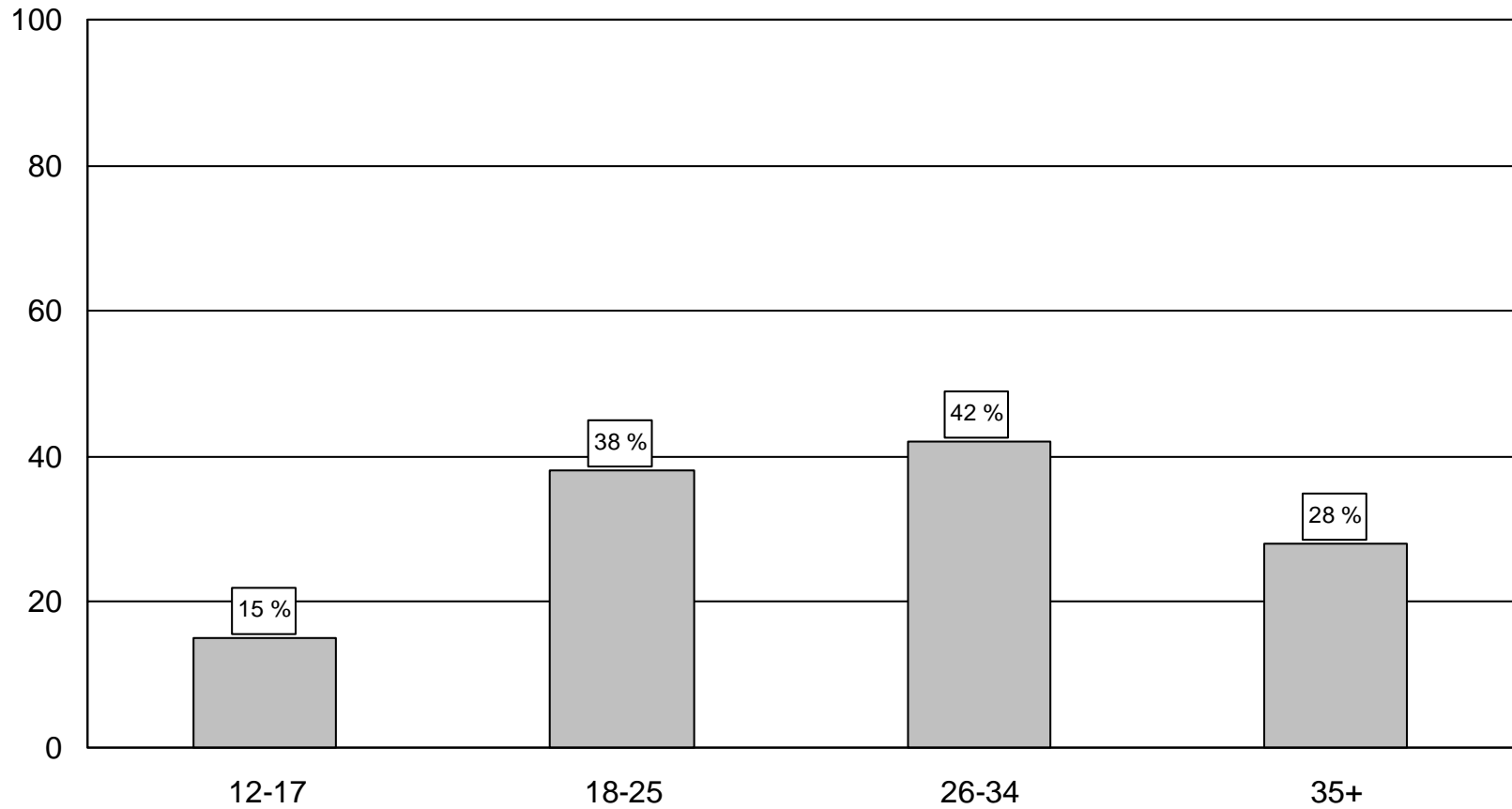
## Past-Year Marijuana Use by Age (NHSDA;1998)



SOURCE: NHSDA (Black Respondents)

Module 49, Slide 12, Page 45, *Patterns of Substance Use Among Minority Youth in the United States: An Overview and Synthesis of National Survey Findings.*

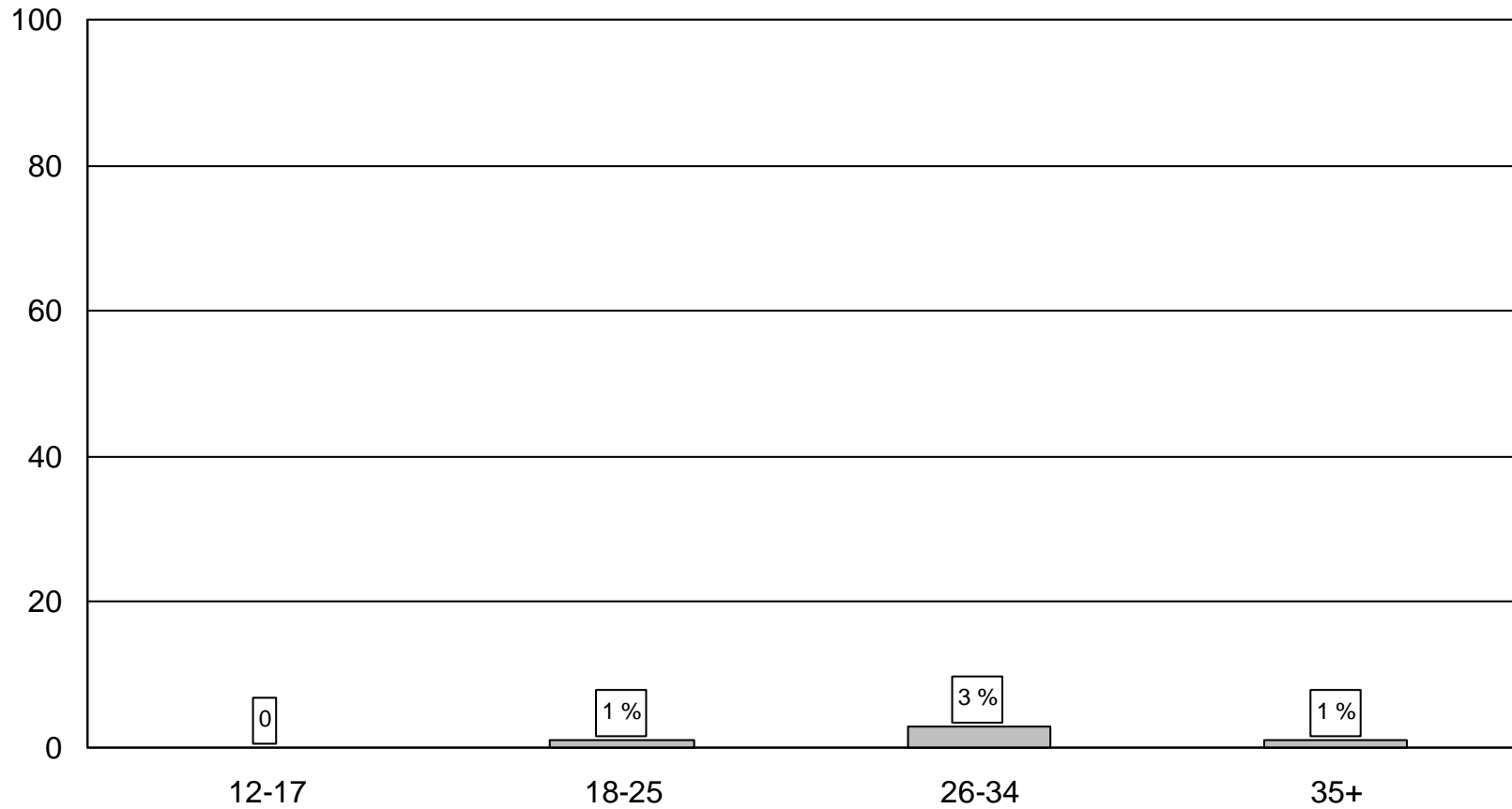
## Lifetime Marijuana Use by Age (NHSDA;1998)



**SOURCE: NHSDA (Black Respondents)**

Module 49, Slide 13, Page 45, *Patterns of Substance Use Among Minority Youth in the United States: An Overview and Synthesis of National Survey Findings.*

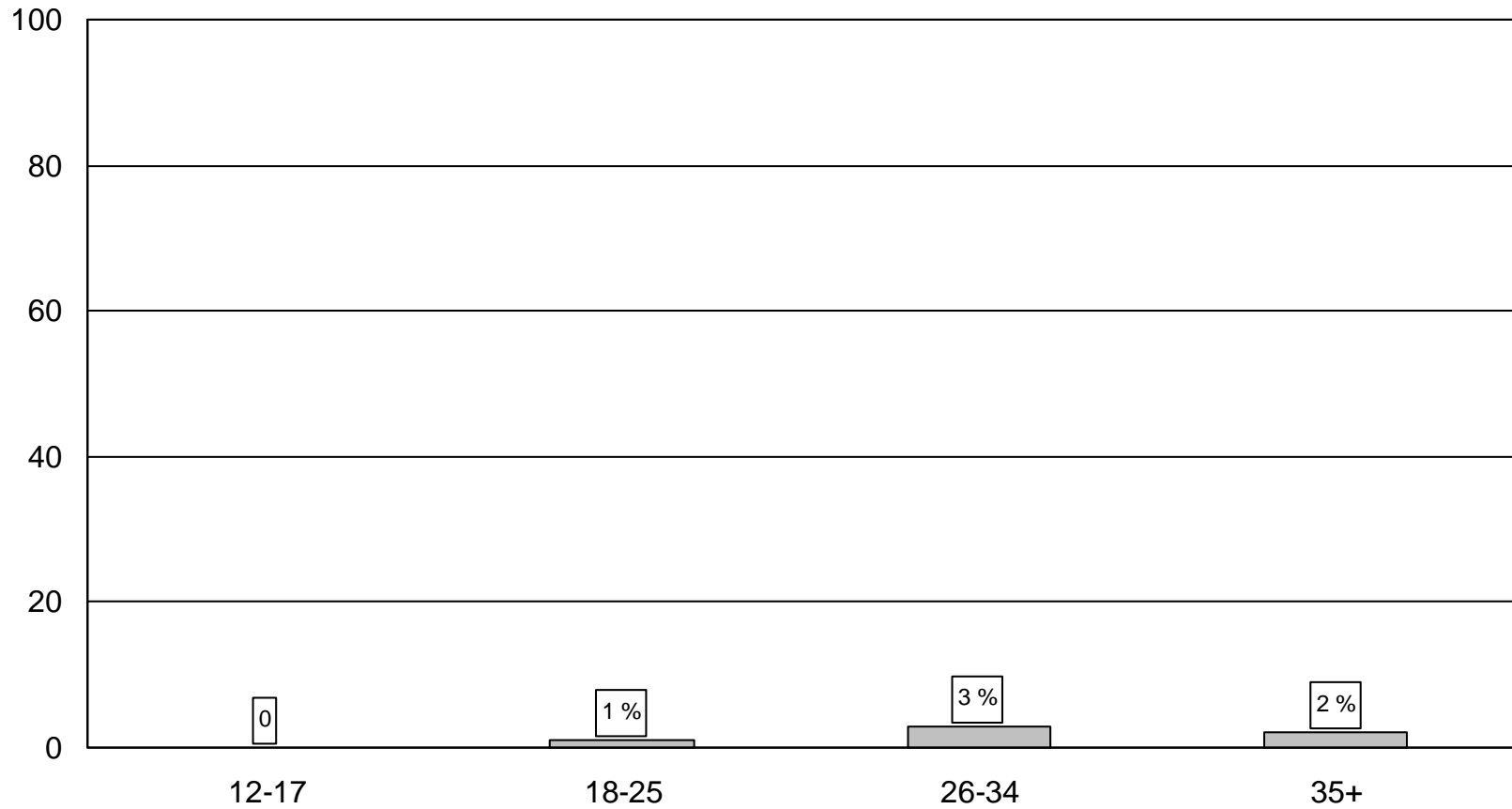
## Past-Month Cocaine Use by Age (NHSDA;1998)



SOURCE: NHSDA (Black Respondents)

Module 49, Slide 14, Page 47, *Patterns of Substance Use Among Minority Youth in the United States: An Overview and Synthesis of National Survey Findings.*

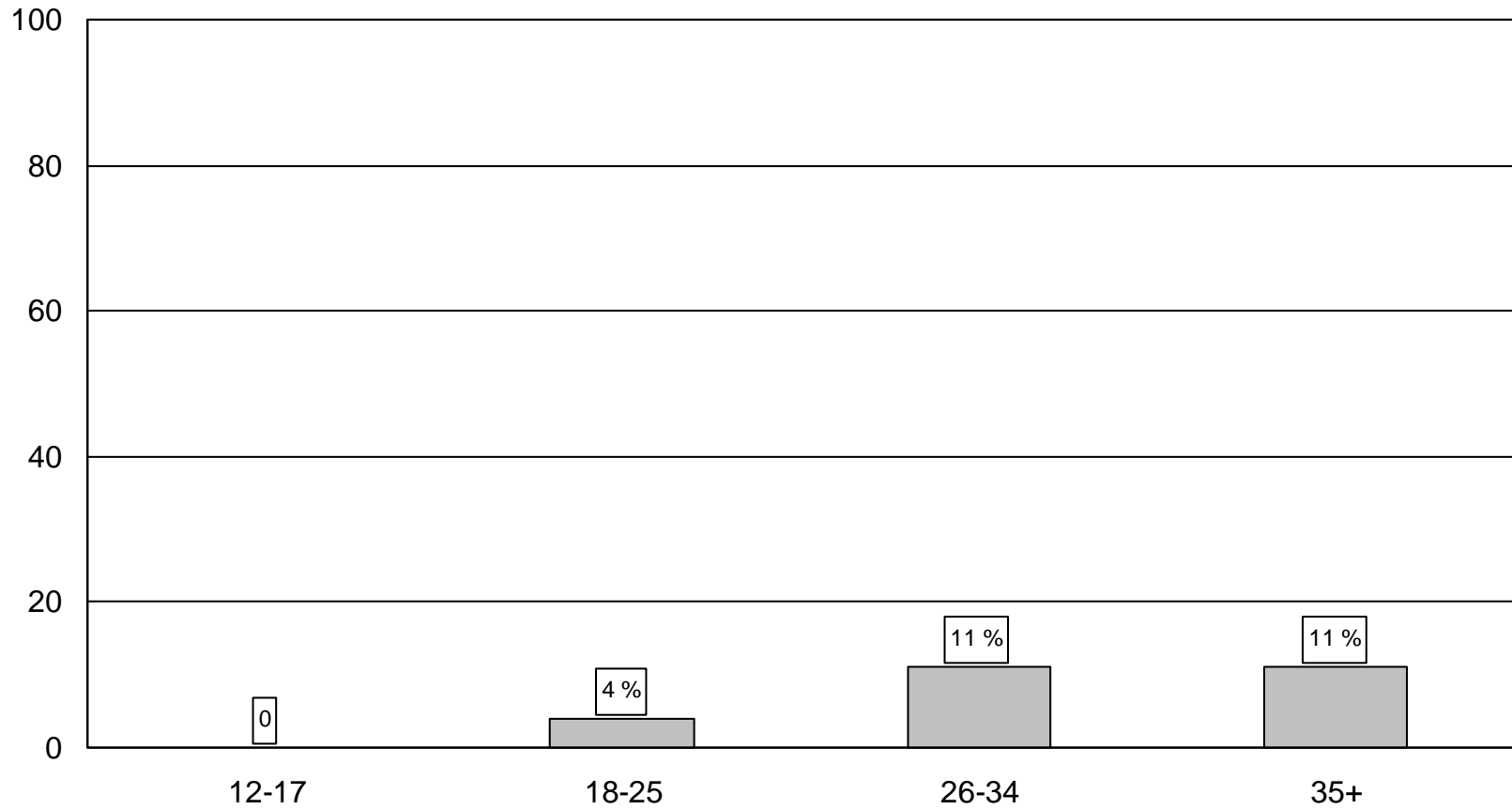
## Past-Year Cocaine Use by Age (NHSDA;1998)



SOURCE: NHSDA (Black Respondents)

Module 49, Slide 15, Page 47, *Patterns of Substance Use Among Minority Youth in the United States: An Overview and Synthesis of National Survey Findings.*

## Lifetime Cocaine Use by Age (NHSDA;1998)



SOURCE: NHSDA (Black Respondents)

Module 49, Slide 16, Page 47, *Patterns of Substance Use Among Minority Youth in the United States: An Overview and Synthesis of National Survey Findings.*

# NEDS Secondary Analysis

## Briefing Toolkit

### Module 50: Substance Use Among Hispanic Youth and Adults in Three National Surveys (YRBS, MTF, NHSDA)

The results in this Secondary Analysis Briefing Toolkit Module are taken from a NEDS Technical Report titled: *Patterns of Substance Use Among Minority Youth and Adults in the United States: An Overview and Synthesis of National Survey Findings*. This report, produced by Caliber Associates, can be found in its entirety on the NEDS Web site at <http://neds.calib.com>.

# CONTENTS

## NEDS SECONDARY ANALYSIS BRIEFING TOOLKIT

### MODULE 50: SUBSTANCE USE AMONG HISPANIC YOUTH AND ADULTS IN THREE NATIONAL SURVEYS (YRBS, MTF, NHSDA)

#### **Purpose, Design, and Sampling of the YRBS, MTF, and NHSDA Surveys**

#### **Trends in Substance Use Among Hispanic Youth in the YRBS, MTF, and NHSDA (1991-1997)**

- # Past 30-Day Alcohol Use by Survey
- # Past 30-Day Binge Drinking by Survey
- # Past 30-Day Marijuana Use by Survey

#### **Substance Use Among Hispanic Youth and Adults (NHSDA, 1998)**

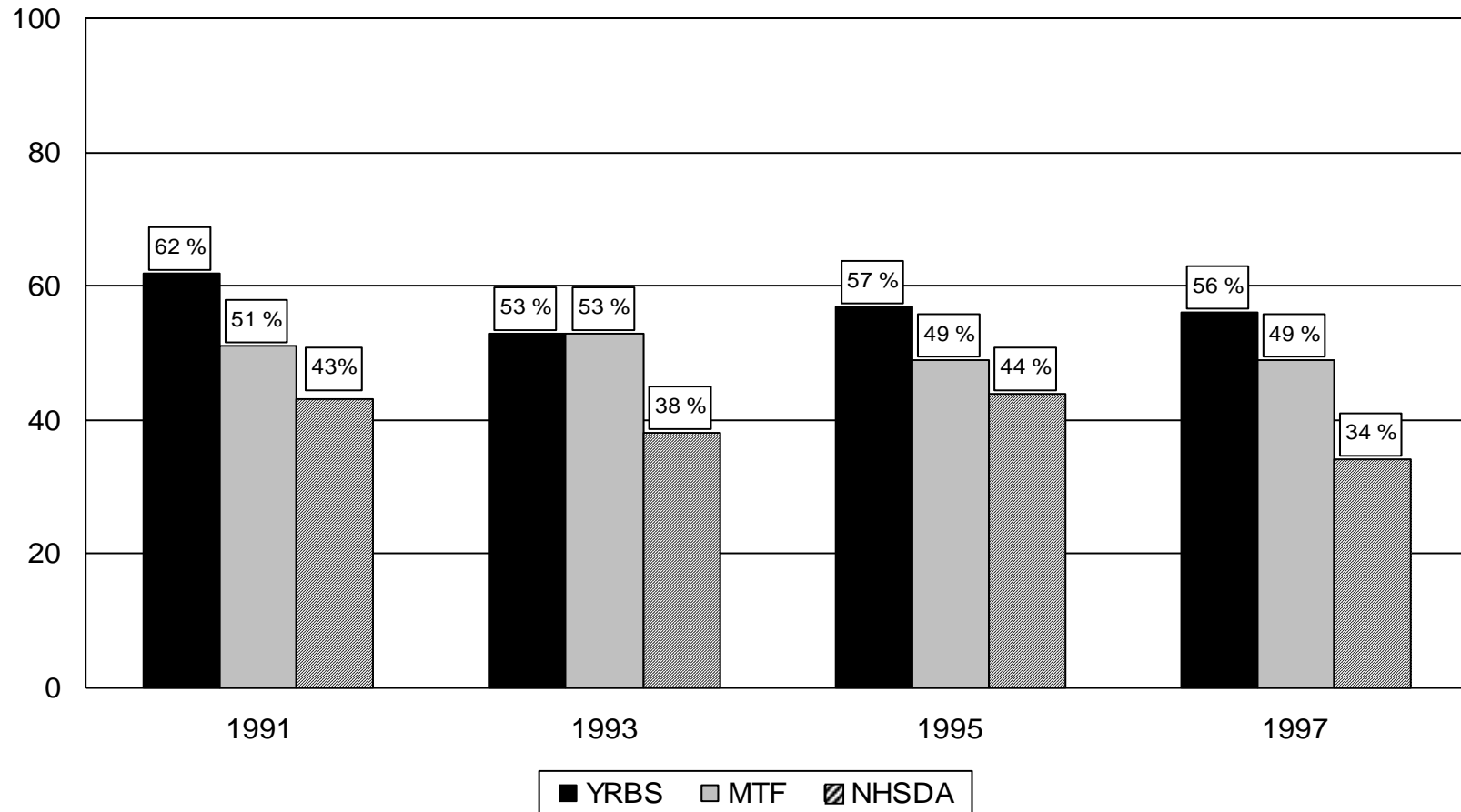
- # Age of Hispanic Respondents (NHSDA, 1998)
- # Past-Month Alcohol Use by Age (NHSDA, 1998)
- # Past-Year Alcohol Use by Age (NHSDA, 1998)
- # Lifetime Alcohol Use by Age (NHSDA, 1998)
- # Past-Month Cigarette Use by Age (NHSDA, 1998)
- # Past-Year Cigarette Use by Age (NHSDA, 1998)
- # Lifetime Cigarette Use by Age (NHSDA, 1998)
- # Past-Month Marijuana Use by Age (NHSDA, 1998)
- # Past-Year Marijuana Use by Age (NHSDA, 1998)
- # Lifetime Marijuana Use by Age (NHSDA, 1998)
- # Past-Month Cocaine Use by Age (NHSDA, 1998)
- # Past-Year Cocaine Use by Age (NHSDA, 1998)
- # Lifetime Cocaine Use by Age (NHSDA, 1998)

**Purpose, Design and Sampling of the YRBS, MTF, and NHSDA Surveys**

	<b>Youth Risk Behavior Survey (YRBS)</b>	<b>Monitoring the Future (MTF)</b>	<b>National Household Survey on Drug Abuse (NHSDA)</b>
<b>Purpose</b>	To monitor the prevalence of youth behaviors that most influence health.	To study the changes in adolescent beliefs, attitudes, and behaviors toward government, gender roles, environment, and substance use and abuse.	To measure the prevalence and correlates of drug use in the United States and to monitor drug use trends over time.
<b>Frequency of Data Collection</b>	Biennially (spring)	Annually (spring)	Continuous (calendar year survey periods)
<b>Data Collection Method</b>	The YRBS questionnaire focuses on priority youth health-related risk behaviors that result in significant mortality, morbidity, disability, and social problems.	The MTF is a repeated series of surveys administered to the same groups over time. In addition to the annual cross-sectional surveys, a random subsample of each year's 12 <sup>th</sup> grade sample is followed up in a longitudinal panel study to track changes in their drug use over time.	The NHSDA is a national surveillance system for monitoring substance abuse in the United States. Prior to 1999, the NHSDA was conducted in the respondent's home. Since 1999, the NHSDA has been administered through a computer assisted interview.
<b>Sampling</b>	The YRBS samples students in grades 9 through 12 at the national, state, and local levels during school through the use of self-administered multiple choice questionnaires.	The MTF is a repeated series of surveys in which the same segments of the population (8 <sup>th</sup> , 10 <sup>th</sup> , and 12 <sup>th</sup> graders, college students, and young adults) are presented with the same set of questions over a period of years to see how answers change over time.	The NHSDA uses a national probability sample of households in the United States. The respondent universe for the NHSDA includes civilian, non-institutionalized individuals ages 12 and older.
<b>Sponsoring Agency</b>	National Center for Chronic Disease Prevention and Health Promotion, Centers for Disease Control and Prevention	National Institute on Drug Abuse, National Institutes of Health	Substance Abuse and Mental Health Services Administration

**Trends in Substance Use Among Hispanic Youth  
in the YRBS, MTF, and NHSDA (1991-1997)**

## Past 30-Day Alcohol Use by Survey (1991-1997)\*

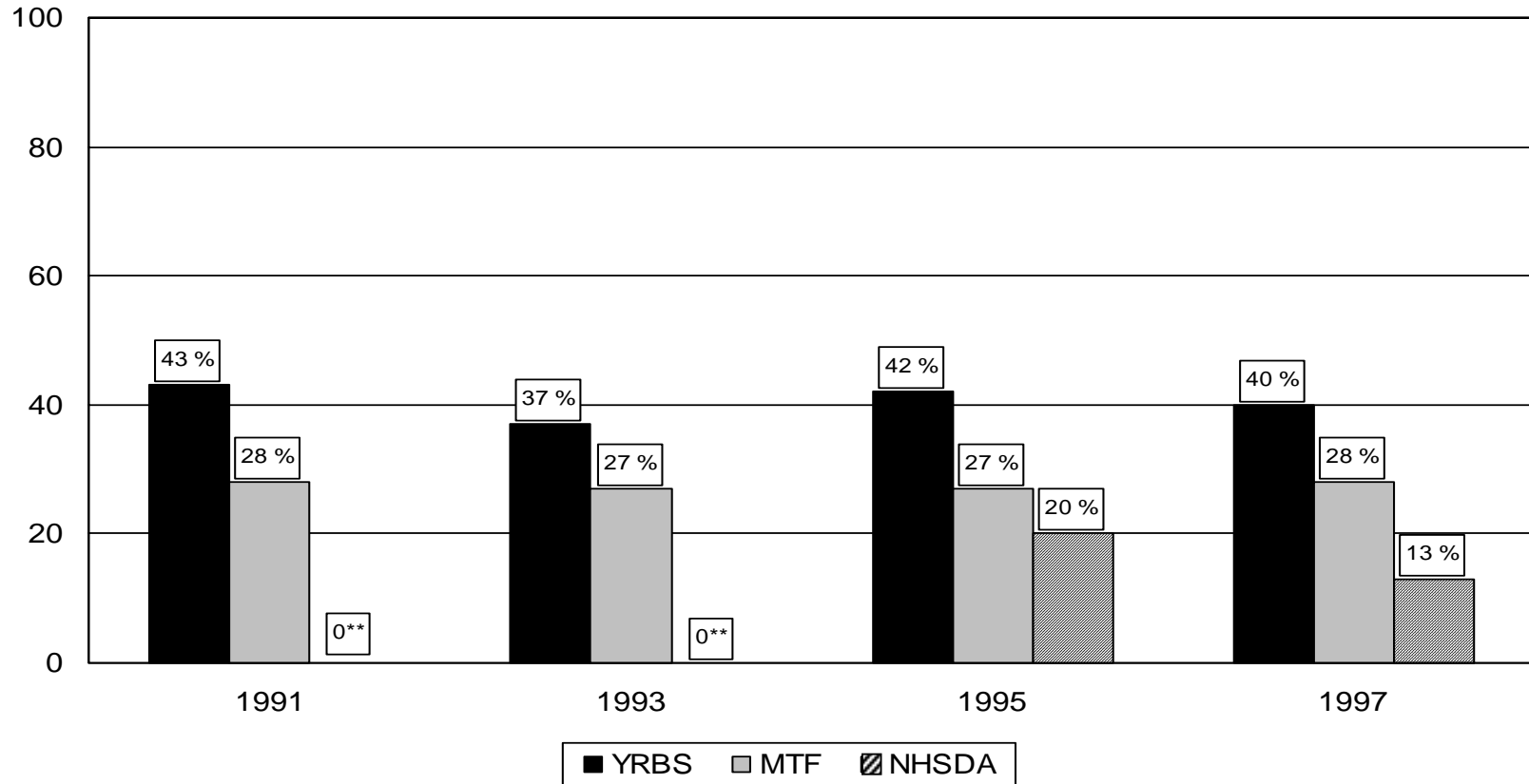


\*These percentages reflect data from sub-groups in each survey who were in the 12<sup>th</sup> grade (YRBS and MTF) or who were aged 17 to 18 years (NHSDA). These sub-groups were used to maximize the number of comparable data points across surveys and serve as a proxy for a true 12<sup>th</sup> grade sample.

**SOURCE: YRBS, MTF, NHSDA (Hispanic Respondents)**

Module 50, Slide 1, Page 24, *Patterns of Substance Use Among Minority Youth in the United States: An Overview and Synthesis of National Survey Findings.*

## Past 30-Day Binge Drinking by Survey (1991-1997)\*



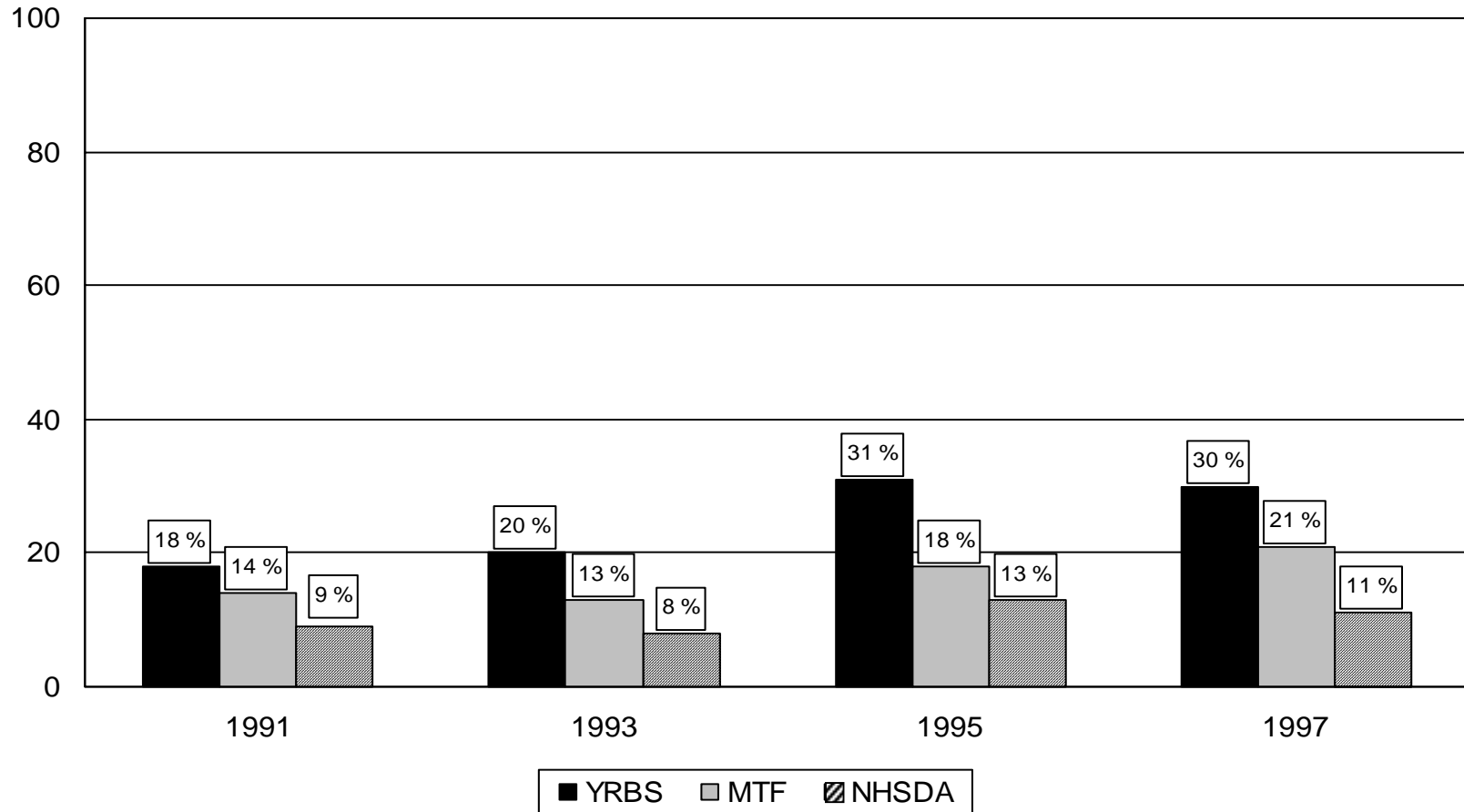
\*These percentages reflect data from sub-groups in each survey who were in the 12<sup>th</sup> grade (YRBS and MTF) or who were aged 17 to 18 years (NHSDA). These sub-groups were used to maximize the number of comparable data points across surveys and serve as a proxy for a true 12<sup>th</sup> grade sample. Binge drinking is defined as having 5 or more drinks in a row, within a couple of hours.

\*\*The NHSDA survey did not start including items about binge drinking until 1995. The YRBS and MTF surveys, however, had complete data for the 1991-1997 time period.

**SOURCE: YRBS, MTF, NHSDA (Hispanic Respondents)**

Module 50, Slide 2, Page 26, *Patterns of Substance Use Among Minority Youth in the United States: An Overview and Synthesis of National Survey Findings.*

## Past 30-Day Marijuana Use by Survey (1991-1997)\*



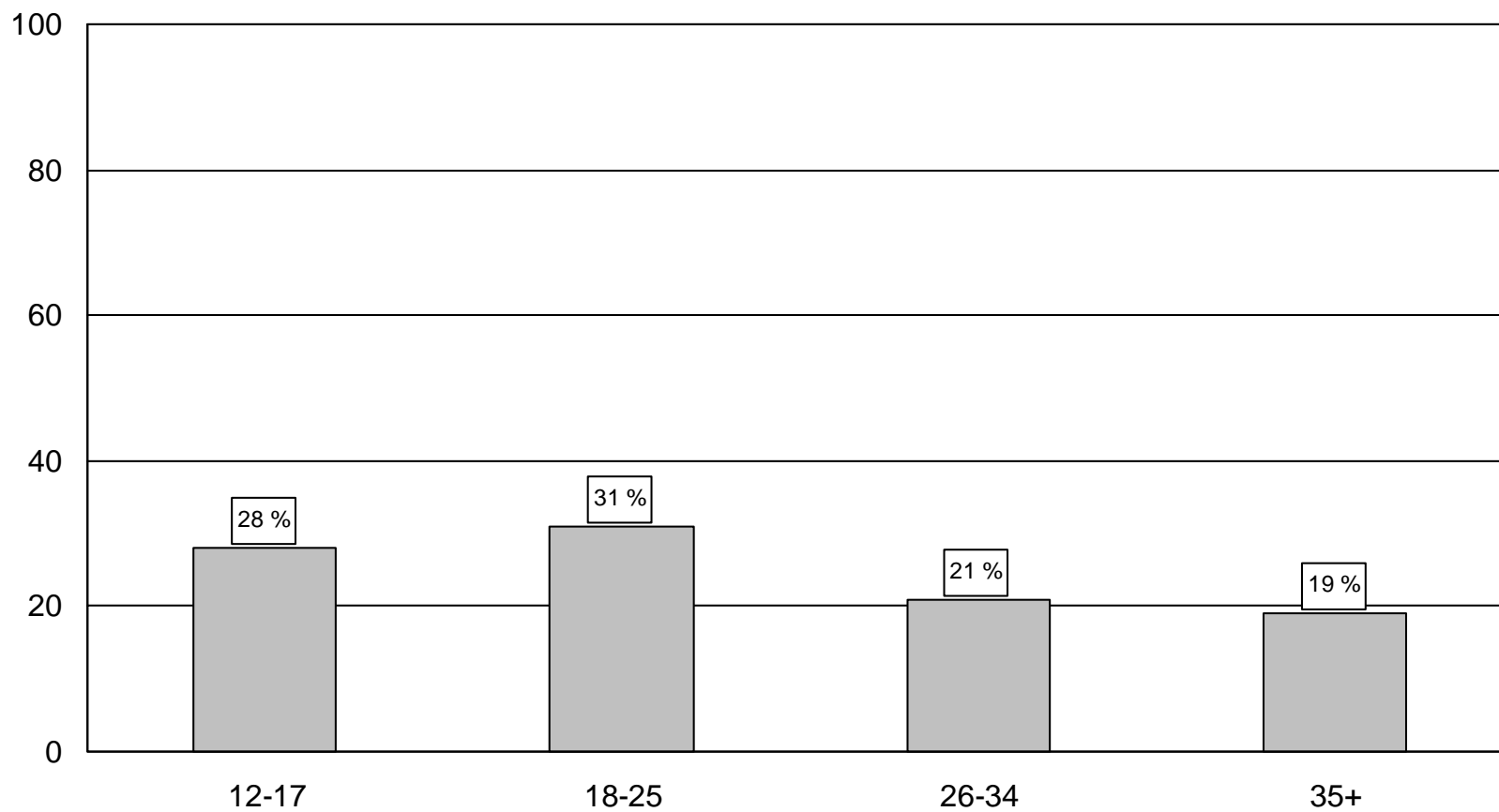
\*These percentages reflect data from sub-groups in each survey who were in the 12<sup>th</sup> grade (YRBS and MTF) or who were aged 17 to 18 years (NHSDA). These sub-groups were used to maximize the number of comparable data points across surveys and serve as a proxy for a true 12<sup>th</sup> grade sample.

**SOURCE: YRBS, MTF, NHSDA (Hispanic Respondents)**

Module 50, Slide 3, Page 28, *Patterns of Substance Use Among Minority Youth in the United States: An Overview and Synthesis of National Survey Findings.*

## **Substance Use Among Hispanic Youth and Adults (NHSDA, 1998)**

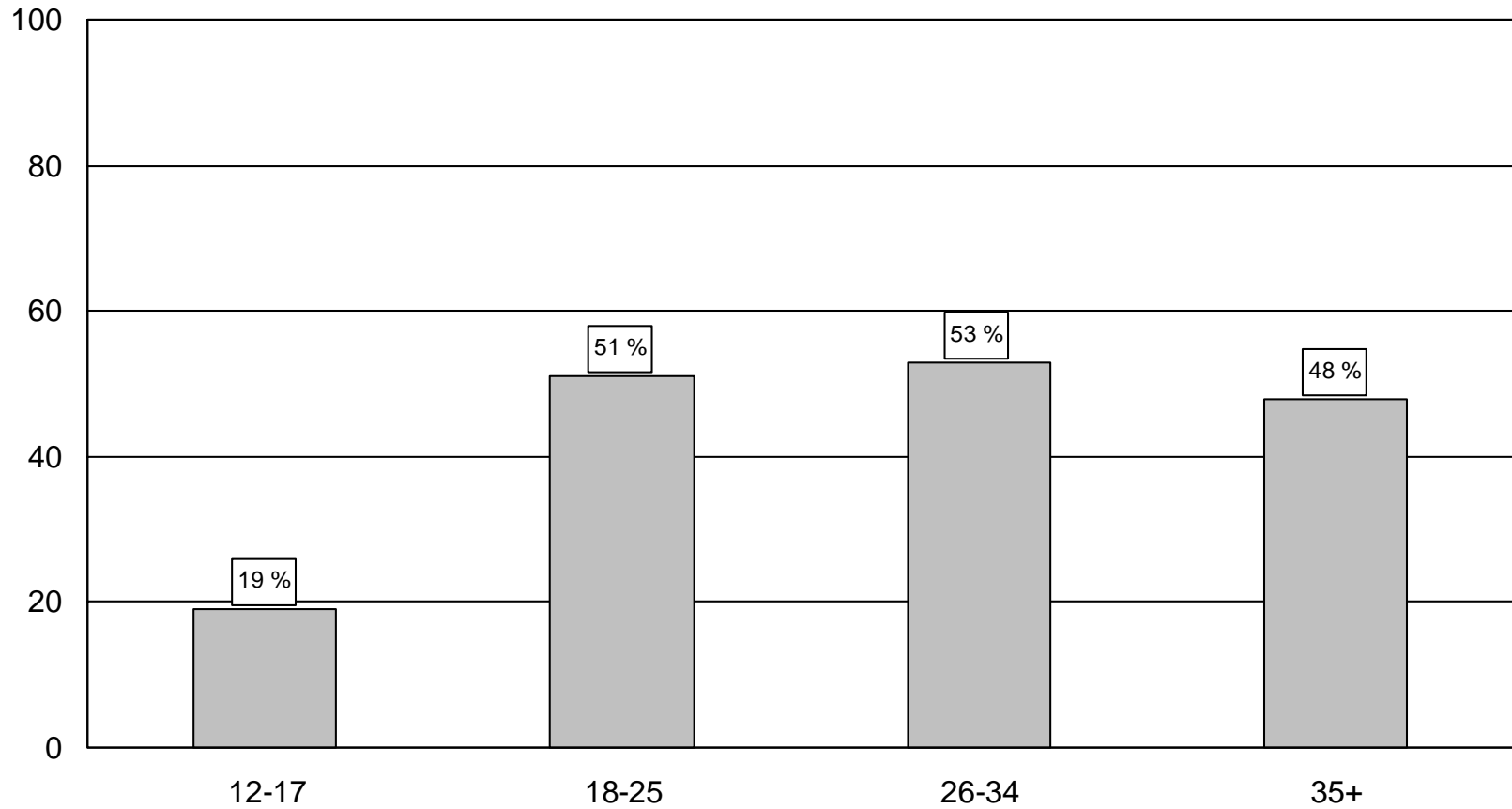
## Age of Hispanic Respondents (NHSDA;1998)



SOURCE: NHSDA (Hispanic Respondents)

Module 50, Slide 4, Page 42, *Patterns of Substance Use Among Minority Youth in the United States: An Overview and Synthesis of National Survey Findings.*

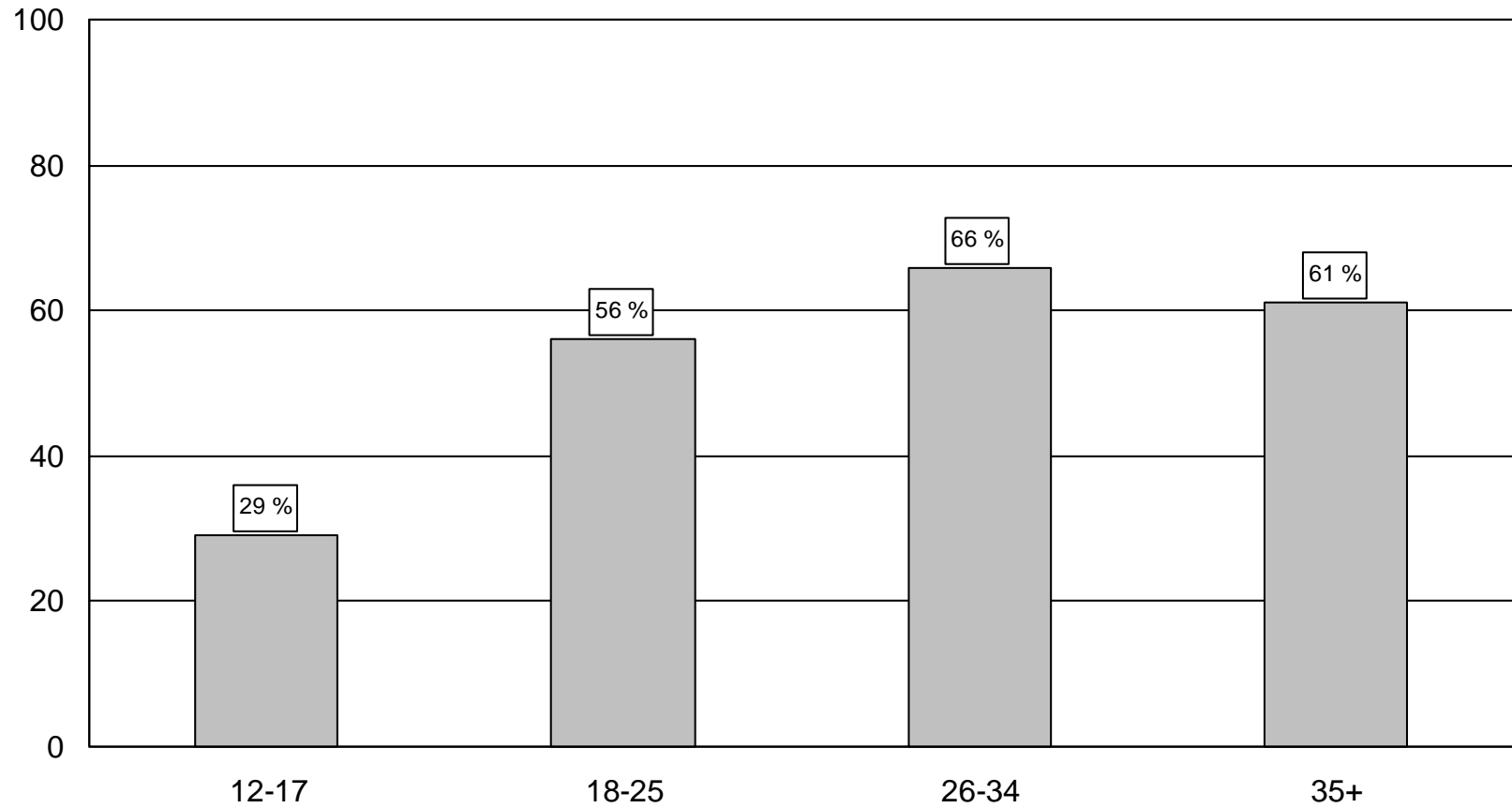
## Past-Month Alcohol Use by Age (NHSDA;1998)



SOURCE: NHSDA (Hispanic Respondents)

Module 50, Slide 5, Page 42, *Patterns of Substance Use Among Minority Youth in the United States: An Overview and Synthesis of National Survey Findings.*

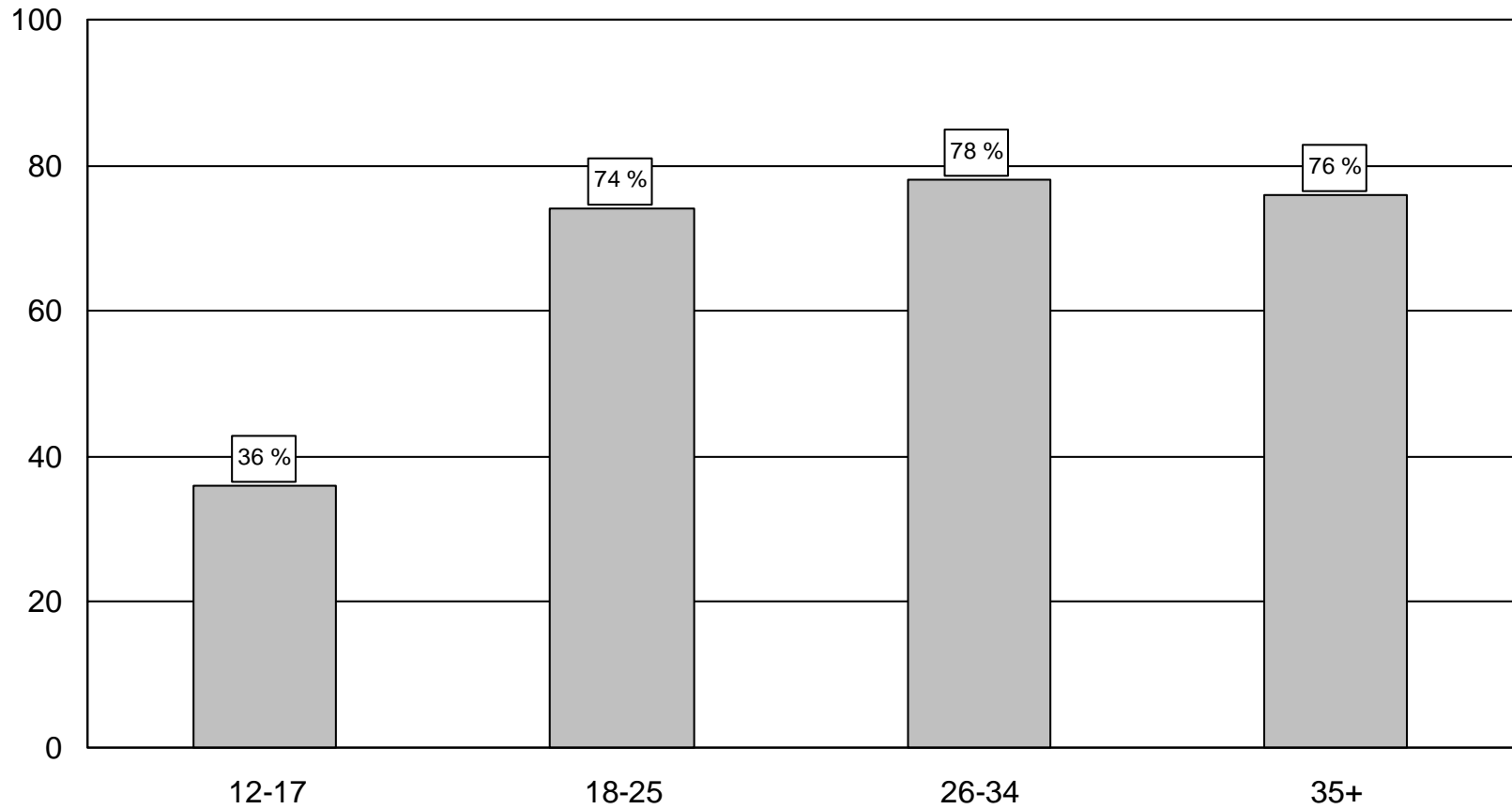
## Past-Year Alcohol Use by Age (NHSDA;1998)



SOURCE: NHSDA (Hispanic Respondents)

Module 50, Slide 6, Page 42, *Patterns of Substance Use Among Minority Youth in the United States: An Overview and Synthesis of National Survey Findings.*

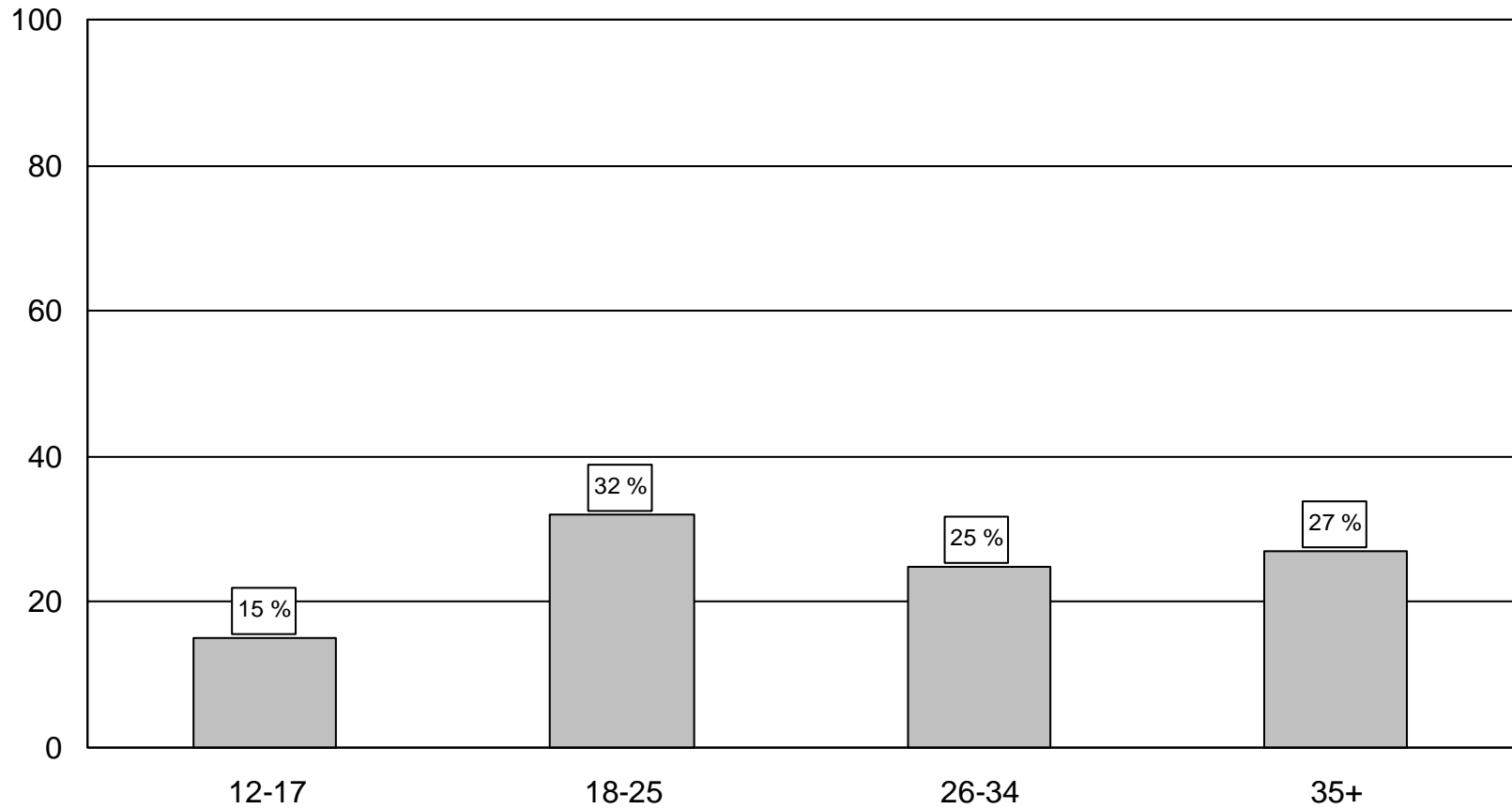
## Lifetime Alcohol Use by Age (NHSDA;1998)



SOURCE: NHSDA (Hispanic Respondents)

Module 50, Slide 7, Page 42, *Patterns of Substance Use Among Minority Youth in the United States: An Overview and Synthesis of National Survey Findings.*

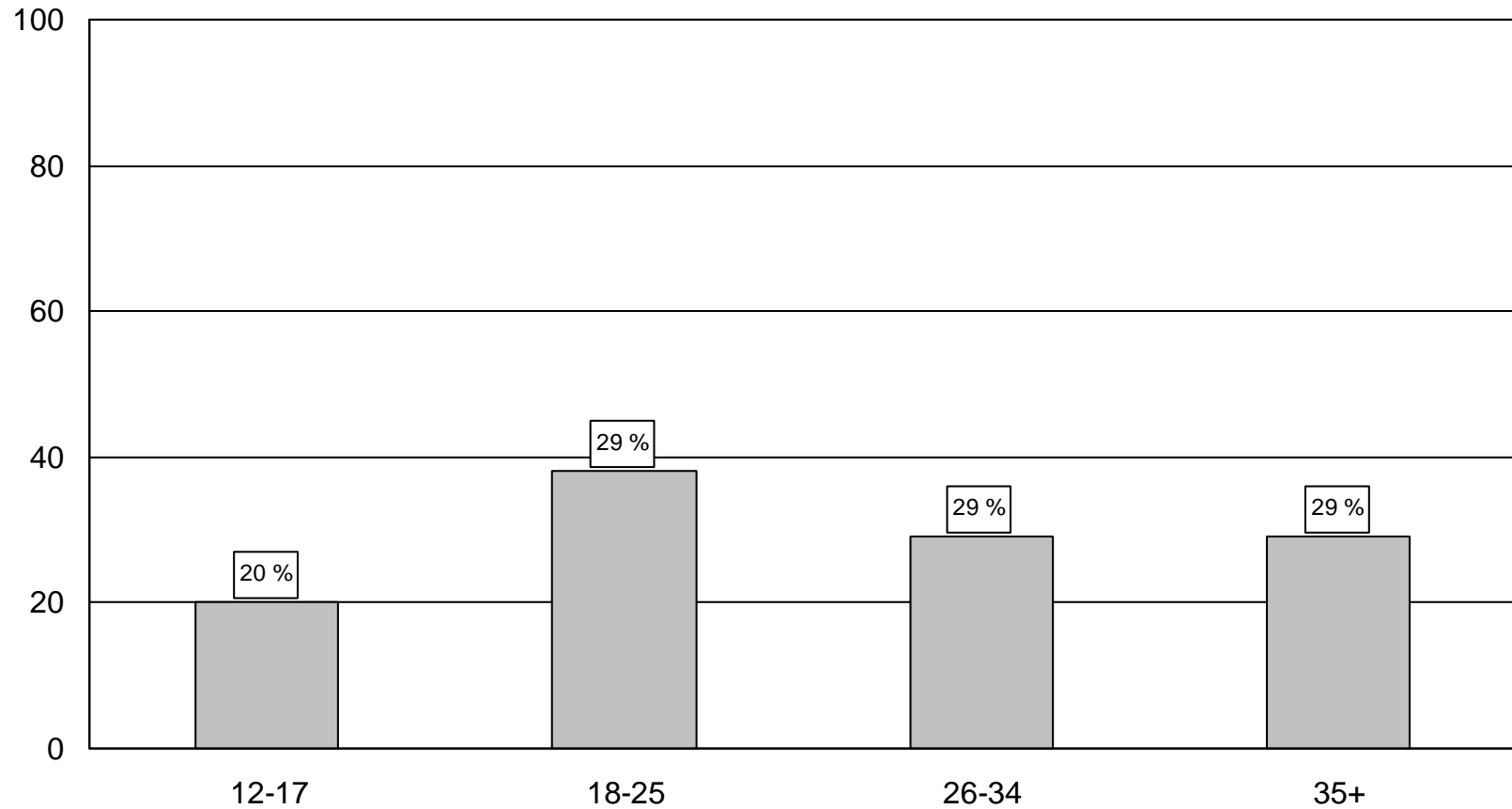
## Past-Month Cigarette Use by Age (NHSDA;1998)



SOURCE: NHSDA (Hispanic Respondents)

Module 50, Slide 8, Page 42, *Patterns of Substance Use Among Minority Youth in the United States: An Overview and Synthesis of National Survey Findings.*

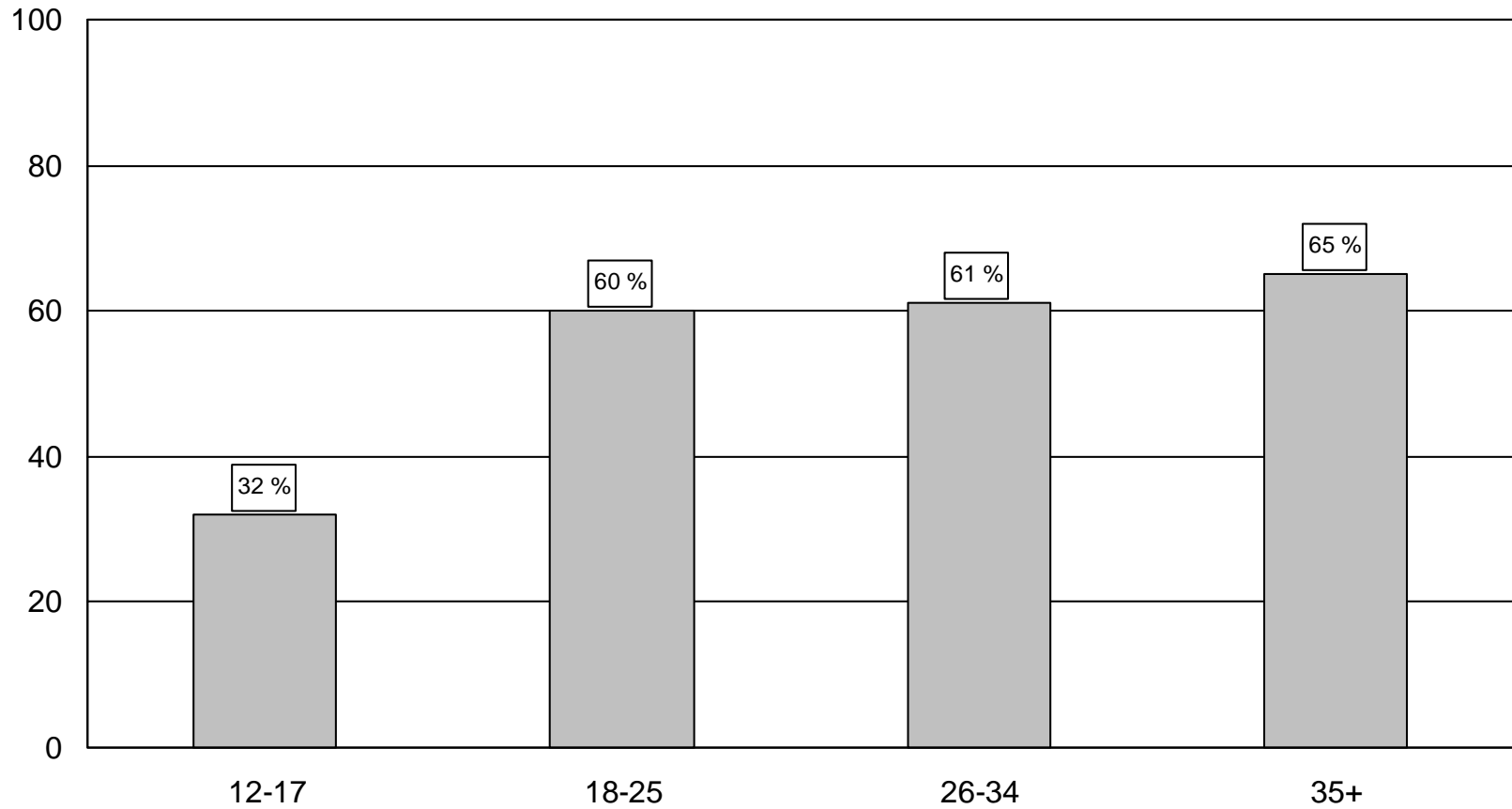
## Past-Year Cigarette Use by Age (NHSDA;1998)



SOURCE: NHSDA (Hispanic Respondents)

Module 50, Slide 9, Page 42, *Patterns of Substance Use Among Minority Youth in the United States: An Overview and Synthesis of National Survey Findings.*

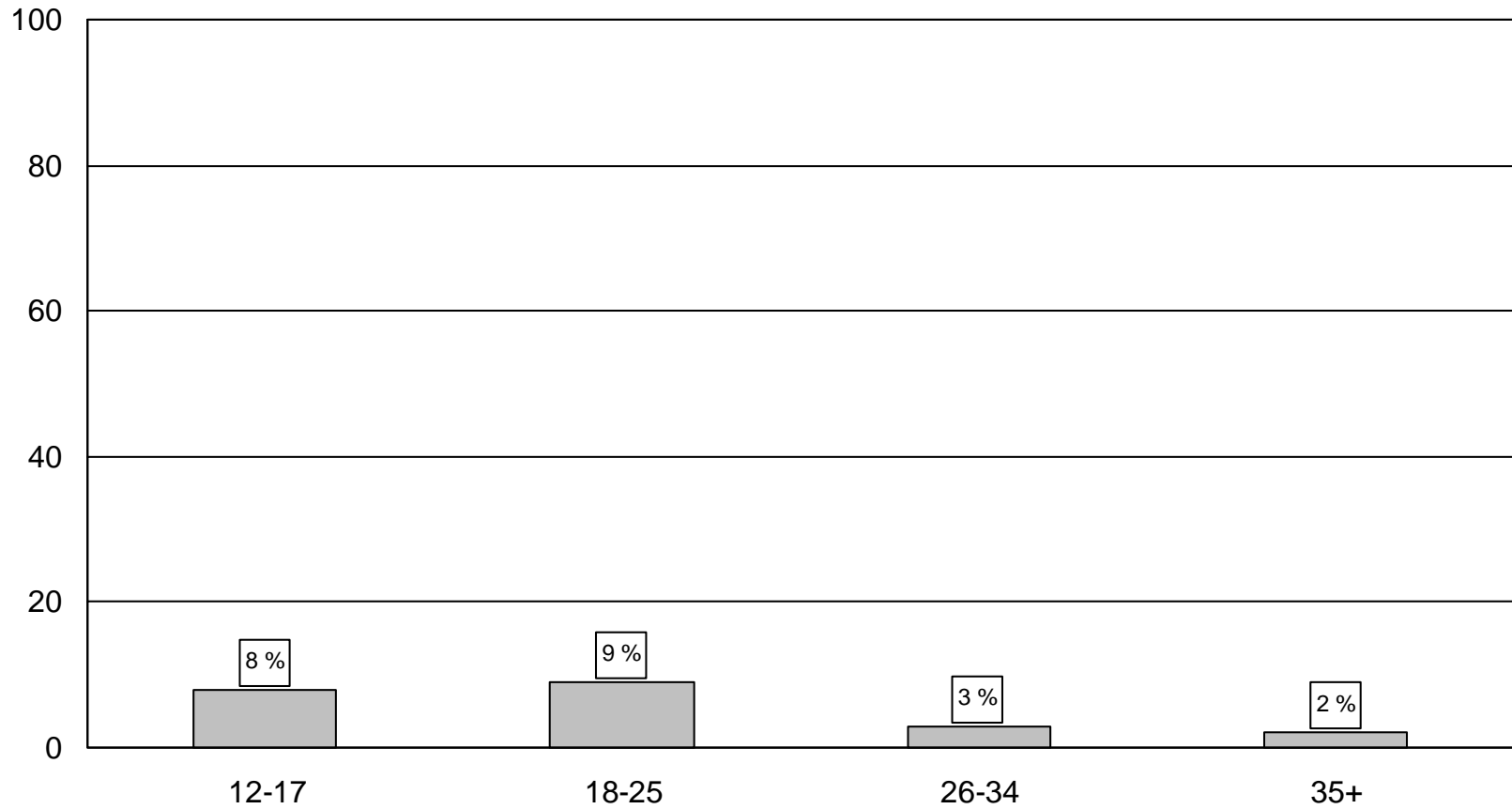
## Lifetime Cigarette Use by Age NHSDA;1998)



SOURCE: NHSDA (Hispanic Respondents)

Module 50, Slide 10, Page 42, *Patterns of Substance Use Among Minority Youth in the United States: An Overview and Synthesis of National Survey Findings.*

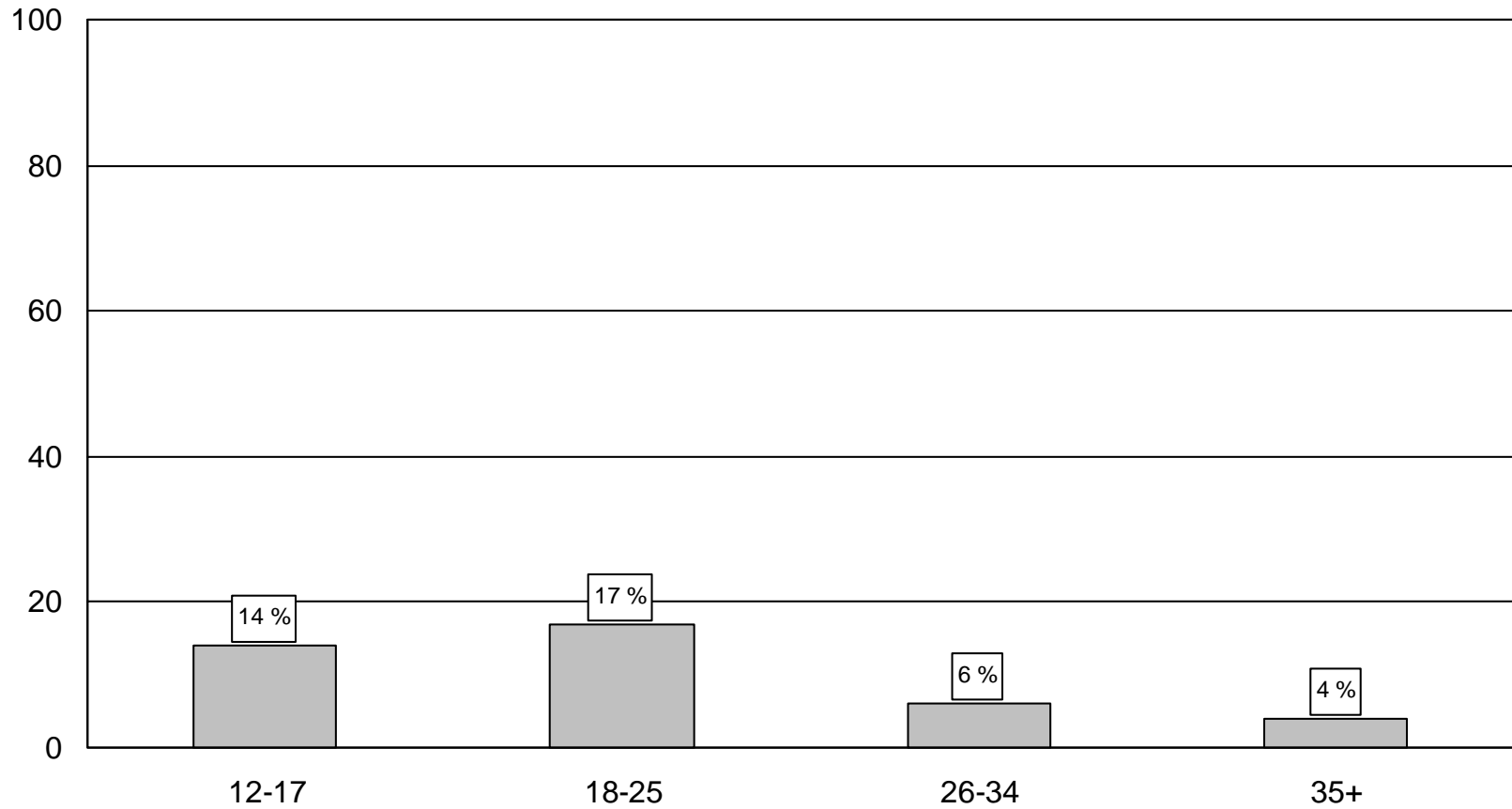
## Past-Month Marijuana Use by Age NHSDA;1998)



SOURCE: NHSDA (Hispanic Respondents)

Module 50, Slide 11, Page 45, *Patterns of Substance Use Among Minority Youth in the United States: An Overview and Synthesis of National Survey Findings.*

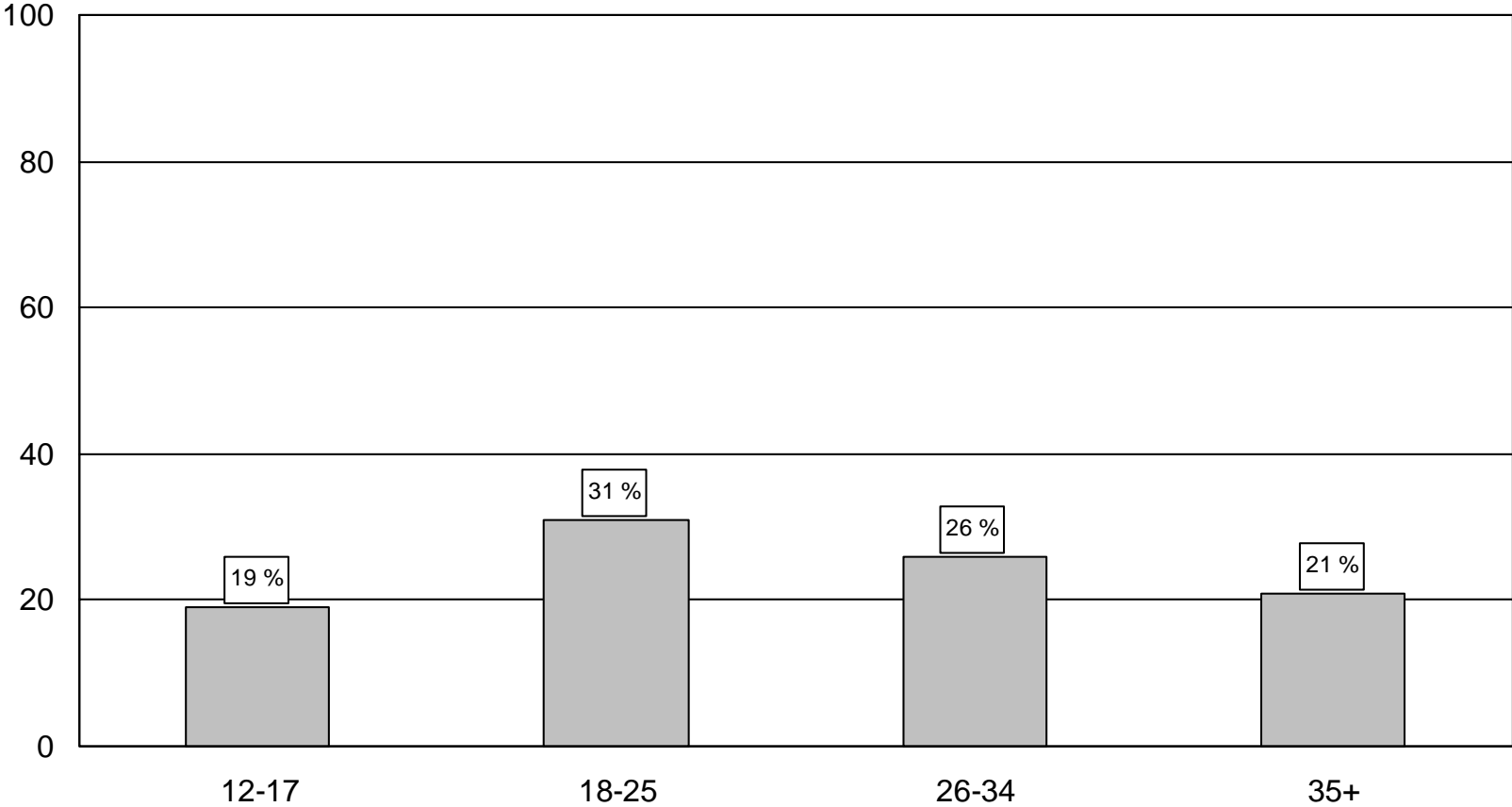
## Past-Year Marijuana Use by Age (NHSDA;1998)



SOURCE: NHSDA (Hispanic Respondents)

Module 50, Slide 12, Page 45, *Patterns of Substance Use Among Minority Youth in the United States: An Overview and Synthesis of National Survey Findings.*

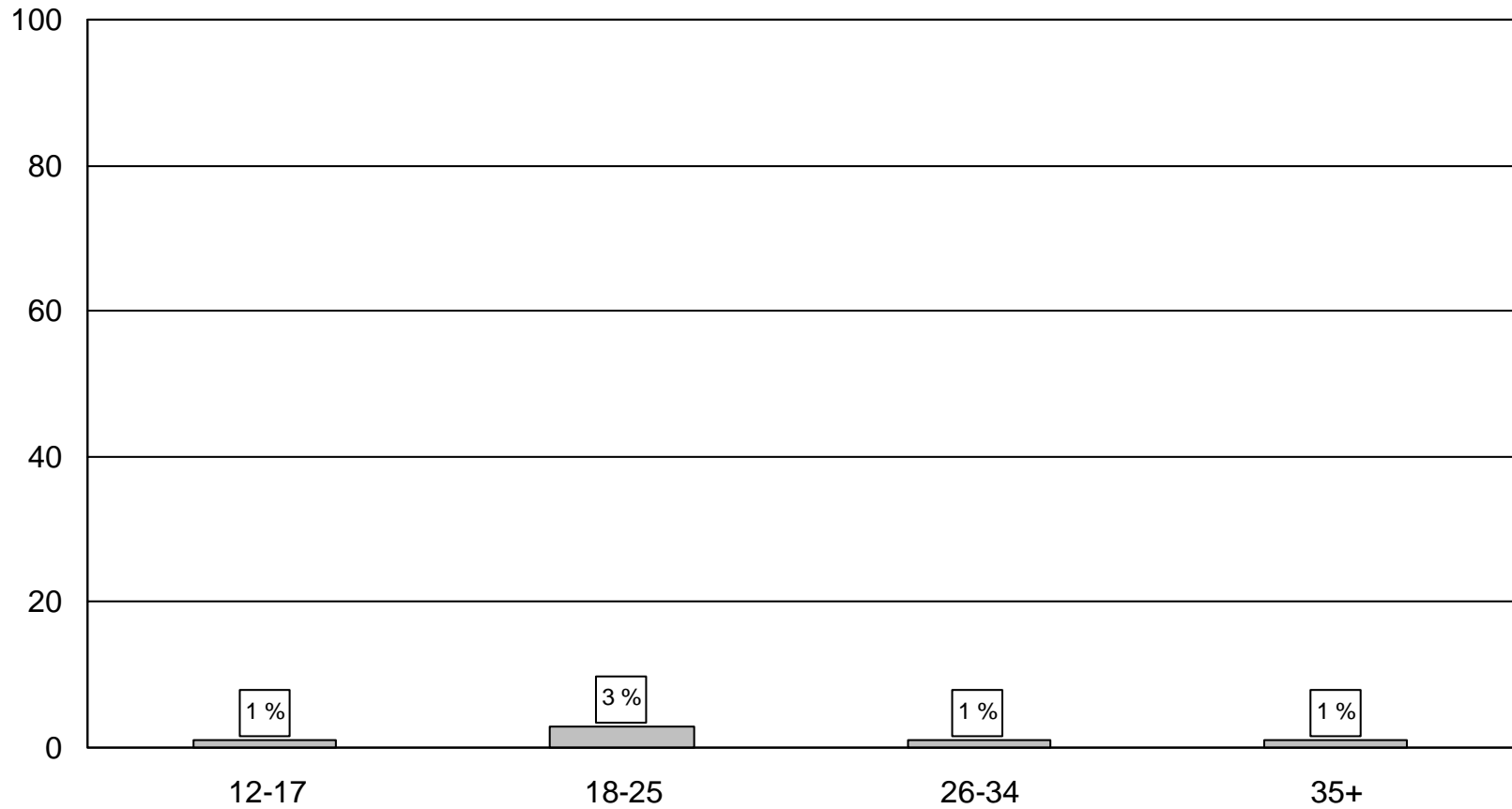
# Lifetime Marijuana Use by Age (NHSDA;1998)



SOURCE: NHSDA (Hispanic Respondents)

Module 50, Slide 13, Page 45, *Patterns of Substance Use Among Minority Youth in the United States: An Overview and Synthesis of National Survey Findings.*

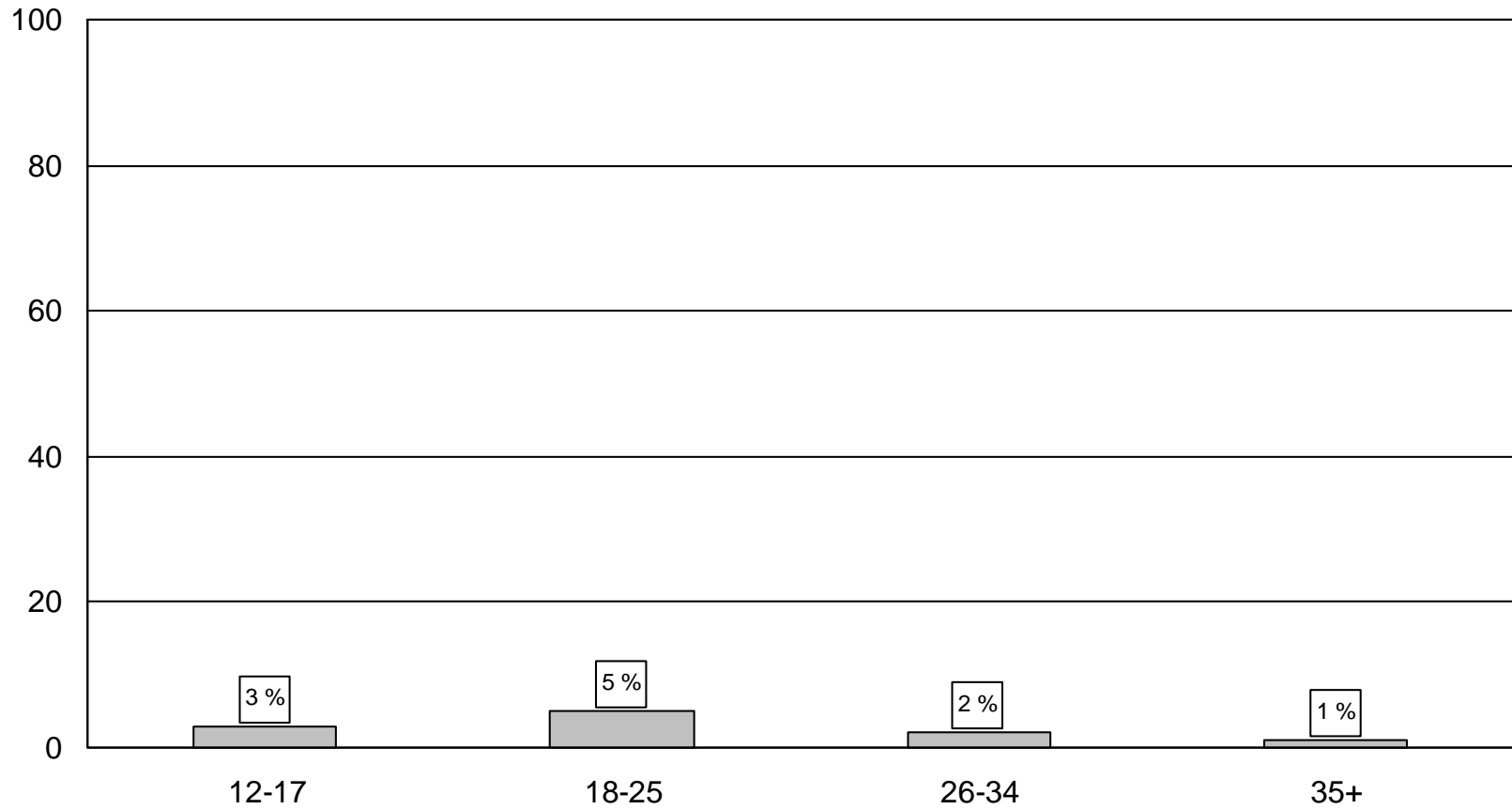
## Past-Month Cocaine Use by Age (NHSDA;1998)



SOURCE: NHSDA (Hispanic Respondents)

Module 50, Slide 14, Page 47, *Patterns of Substance Use Among Minority Youth in the United States: An Overview and Synthesis of National Survey Findings.*

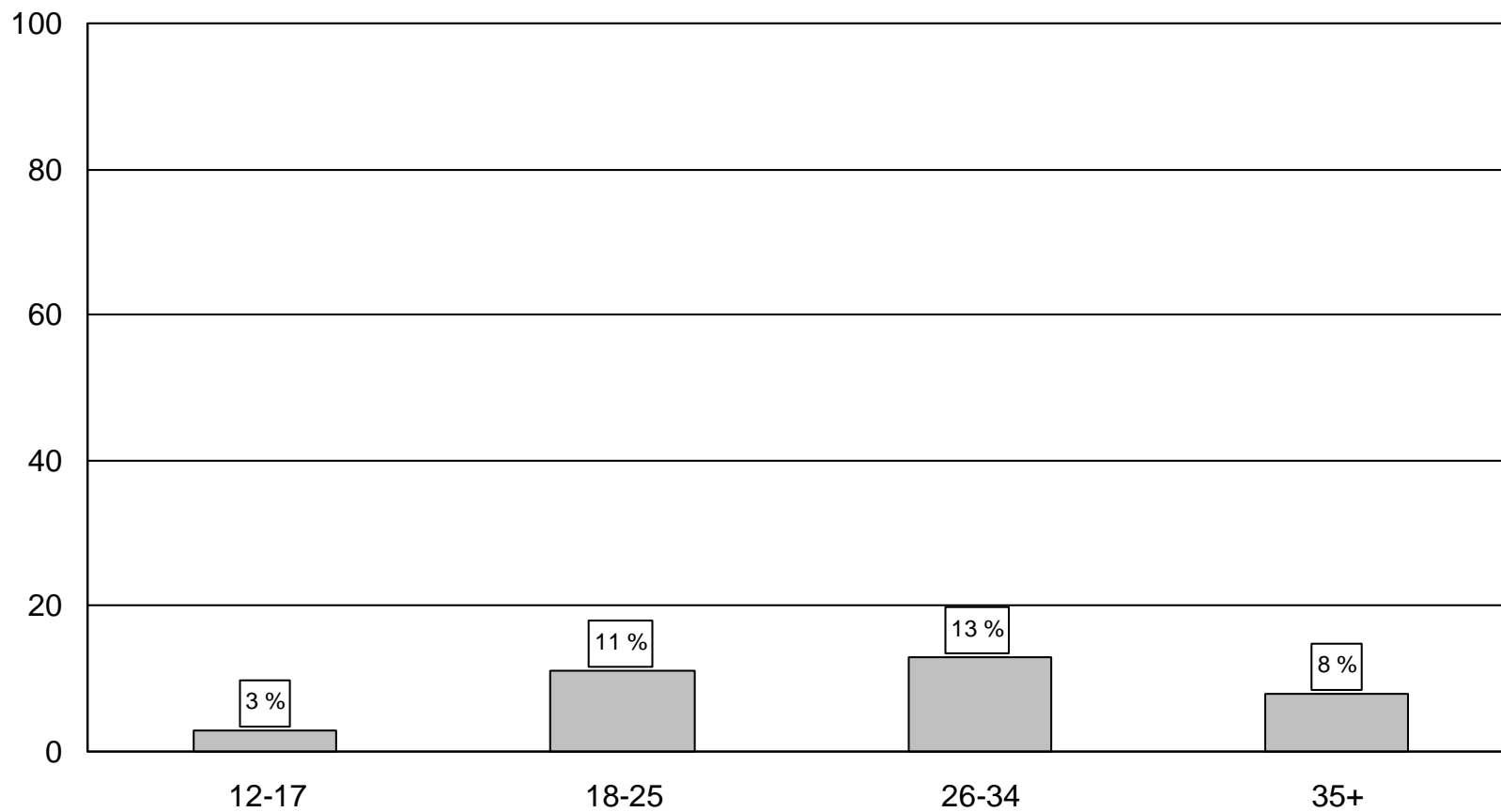
## Past-Year Cocaine Use by Age (NHSDA;1998)



SOURCE: NHSDA (Hispanic Respondents)

Module 50, Slide 15, Page 47, *Patterns of Substance Use Among Minority Youth in the United States: An Overview and Synthesis of National Survey Findings.*

## Lifetime Cocaine Use by Age (NHSDA;1998)



SOURCE: NHSDA (Hispanic Respondents)

Module 50, Slide 16, Page 47, *Patterns of Substance Use Among Minority Youth in the United States: An Overview and Synthesis of National Survey Findings.*

**The perspective offered in this document is solely that of the author(s) and does not reflect the policies or views of the Federal government, or any of its Departments or Agencies.**